


## Power Metal Strip® Resistors, Low Value (down to 0.0002 Ω), Surface Mount



### FEATURES

- Ideal for all types of current sensing, voltage division and pulse applications including switching and linear power supplies, instruments, power amplifiers
- Proprietary processing technique produces extremely low resistance values, down to 0.0002 Ω
- All welded construction
- Solid metal Iron-chrome or Manganese-copper alloy resistive element
- Very low inductance 0.5 nH to 5 nH
- Excellent frequency response to 50 MHz
- Low thermal EMF (< 3 μV/°C)
- 100 % lead (Pb)-free and RoHS compliant



**RoHS**  
COMPLIANT

STANDARD ELECTRICAL SPECIFICATIONS				
GLOBAL MODEL	POWER RATING <i>P</i> <sub>70 °C</sub> W	TOLERANCE %	RESISTANCE VALUES AVAILABLE mΩ	WEIGHT (typical) g/1000 pcs
WSL3921	3.0	1.0 & 5.0	0.3, 0.5, 1, 2, 3, 4	281
WSL5931	5.0	1.0 & 5.0	0.2, 0.3, 0.5, 1, 2, 3	398

**Note**

- Part Marking: no part marking on these parts

TECHNICAL SPECIFICATIONS		
PARAMETER	UNIT	WSL RESISTOR CHARACTERISTICS
Temperature Coefficient	ppm/°C	± 225 for 0.2 mΩ, ± 175 for 0.3 mΩ and 0.5 mΩ, ± 75 for 1 mΩ to 4 mΩ
Operating Temperature Range	°C	- 65/+ 170
Maximum Working Voltage	V	( <i>P</i> × <i>R</i> ) <sup>1/2</sup>

GLOBAL PART NUMBER INFORMATION																
Global Part Numbering: WSL3921L5000FEA																
W	S	L	3	9	2	1	L	5	0	0	0	F	E	A		
GLOBAL MODEL WSL3921 WSL5931		RESISTANCE VALUE L = Milliohm L5000 = 0.0005 Ω			TOLERANCE CODE F = ± 1.0 % J = ± 5.0 %		PACKAGING CODE EA = Lead (Pb)-free, Tape/Reel EK = Lead (Pb)-free, Bulk				SPECIAL (Dash Number) (up to 2 digits) From 1-99 as applicable					

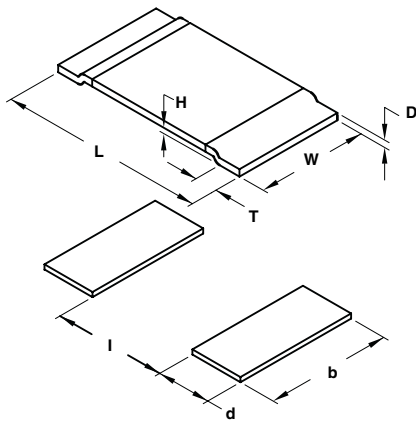


# WSL3921 and WSL5931

Power Metal Strip® Resistors,  
Low Value (down to 0.0002 Ω), Surface Mount

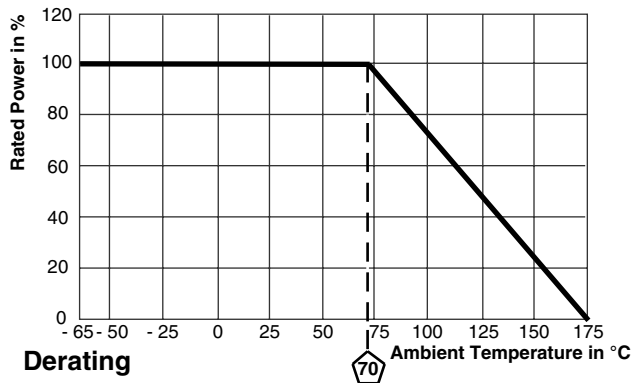
Vishay Dale

## DIMENSIONS



MODEL	DIMENSIONS in inches [millimeters]			
	L	W	H	T
WSL3921	0.394 ± 0.010 [10.0 ± 0.254]	0.205 ± 0.010 [5.20 ± 0.254]	0.020 [0.5]	0.080 ± 0.010 [2.00 ± 0.254]
WSL5931	0.591 ± 0.010 [15.0 ± 0.254]	0.305 ± 0.010 [7.75 ± 0.254]	0.020 [0.5]	0.157 ± 0.010 [4.00 ± 0.254]

MODEL	SOLDER PAD DIMENSIONS in inches [millimeters]		
	d	b	l
WSL3921	0.106 ± 0.010 [2.70 ± 0.254]	0.244 ± 0.010 [6.20 ± 0.254]	0.220 ± 0.005 [5.60 ± 0.13]
WSL5931	0.205 ± 0.010 [5.20 ± 0.254]	0.344 ± 0.010 [8.75 ± 0.254]	0.220 ± 0.005 [5.60 ± 0.13]



GLOBAL MODEL	RESISTANCE VALUE mΩ	"D" THICKNESS	ELEMENT MATERIAL
WSL3921	0.3	0.0510	Mn-Cu
WSL3921	0.5	0.0300	Mn-Cu
WSL3921	1.0	0.0150	Mn-Cu
WSL3921	2.0	0.0270	Fe-Cr
WSL3921	3.0	0.0170	Fe-Cr
WSL3921	4.0	0.0130	Fe-Cr
WSL5931	0.2	0.0485	Mn-Cu
WSL5931	0.3	0.0300	Mn-Cu
WSL5931	0.5	0.0180	Mn-Cu
WSL5931	1.0	0.0330	Fe-Cr
WSL5931	2.0	0.0155	Fe-Cr
WSL5931	3.0	0.0105	Fe-Cr

PERFORMANCE		
TEST	CONDITIONS OF TEST	TEST LIMITS
Thermal Shock	- 55 °C to + 150 °C, 1000 cycles, 15 minutes at each extreme	± (1.0 % + 0.0005 Ω) ΔR
Short Time Overload	5 x rated power for 5 seconds	± (0.5 % + 0.0005 Ω) ΔR
Low Temperature Storage	- 65 °C for 45 Min.	± (0.5 % + 0.0005 Ω) ΔR
High Temperature Exposure	1000 hours at + 175 °C	± (1.0 % + 0.0005 Ω) ΔR
Bias Humidity	+ 85 °C, 85 % RH, 10 % Bias, 1000 hours	± (0.5 % + 0.0005 Ω) ΔR
Mechanical Shock	100 g's for 6 milliseconds, 5 pulses	± (0.5 % + 0.0005 Ω) ΔR
Vibration	Frequency varied 10 to 2000 Hz in one minute, 3 directions, 12 hours	± (0.5 % + 0.0005 Ω) ΔR
Load Life	1000 hours at + 70 °C, 1.5 hours "ON", 0.5 hours "OFF"	± (1.0 % + 0.0005 Ω) ΔR
Resistance to Solder Heat	+ 260 °C Solder, 10 - 12 second dwell, 25 mm/second emergence	± (0.5 % + 0.0005 Ω) ΔR
Moisture Resistance	MIL-STD-202, Method 106, 0 % power, 7a and 7b not required	± (0.5 % + 0.0005 Ω) ΔR

PACKAGING				
MODEL	REEL			
	TAPE WIDTH	DIAMETER	PIECES/REEL	CODE
WSL3921	16 mm/Embossed Plastic	330 mm/13"	3000	EA
WSL5931	16 mm/Embossed Plastic	330 mm/13"	1500	EA

### Note

- Embossed carrier tape per EIA-481-1A



## Notice

Specifications of the products displayed herein are subject to change without notice. Vishay Intertechnology, Inc., or anyone on its behalf, assumes no responsibility or liability for any errors or inaccuracies.

Information contained herein is intended to provide a product description only. No license, express or implied, by estoppel or otherwise, to any intellectual property rights is granted by this document. Except as provided in Vishay's terms and conditions of sale for such products, Vishay assumes no liability whatsoever, and disclaims any express or implied warranty, relating to sale and/or use of Vishay products including liability or warranties relating to fitness for a particular purpose, merchantability, or infringement of any patent, copyright, or other intellectual property right.

The products shown herein are not designed for use in medical, life-saving, or life-sustaining applications. Customers using or selling these products for use in such applications do so at their own risk and agree to fully indemnify Vishay for any damages resulting from such improper use or sale.