


Metal Film Resistors, Industrial, ± 1%, ± 5% Tolerance



FEATURES

- 0.33 watt power rating
- ± 100ppm/°C standard, ± 50ppm/°C available upon request
- Superior electrical performance
- Flame retardant epoxy conformal coating
- Standard 4 or 5 band color code marking for ease of identification after mounting
- Tape and reel packaging for automatic insertion (52.4mm inside tape spacing per EIA-296-E)
- Lead (Pb)-Free version is RoHS Compliant



RoHS*
COMPLIANT

STANDARD ELECTRICAL SPECIFICATIONS

GLOBAL MODEL	HISTORICAL MODEL	POWER RATING $P_{70^{\circ}\text{C}}$ W	LIMITING ELEMENT VOLTAGE MAX. V_{\cong}	TEMPERATURE COEFFICIENT* ppm/°C	TOLERANCE %	RESISTANCE RANGE Ω	E-SERIES
CCF50	CCF-50	0.33	200	± 100	± 1, ± 5	10R - 1M	96 for 1% 24 for 5%

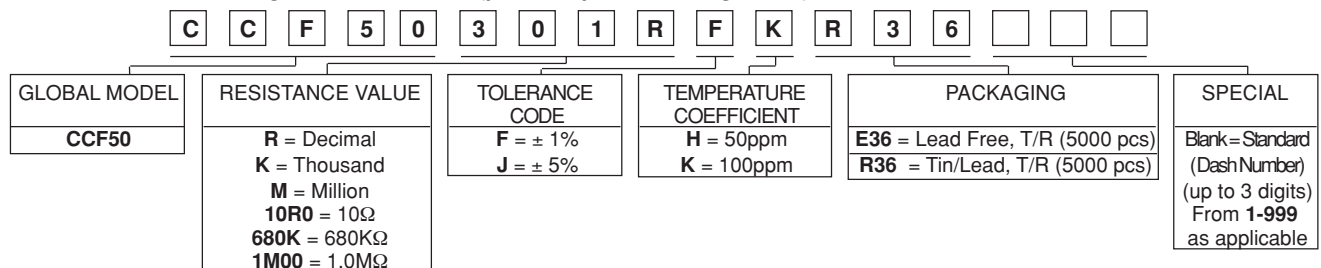
*50ppm/°C on request

TECHNICAL SPECIFICATIONS


PARAMETER	UNIT	CCF50
Rated Dissipation at 70°C	W	0.33
Maximum Working Voltage	V_{\cong}	≤ 200
Insulation Voltage (1min)	V_{eff}	>500
Dielectric Strength	VAC	450
Insulation Resistance	Ω	≥10 ¹¹
Operating Temperature Range	°C	- 65 / + 165
Weight	g	0.11 max

GLOBAL PART NUMBER INFORMATION

New Global Part Numbering: CCF50301RFK R 3 6 [] [] []

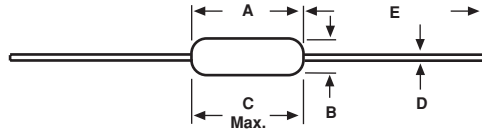


Historical Part Number example: CCF-503010F (will continue to be accepted)

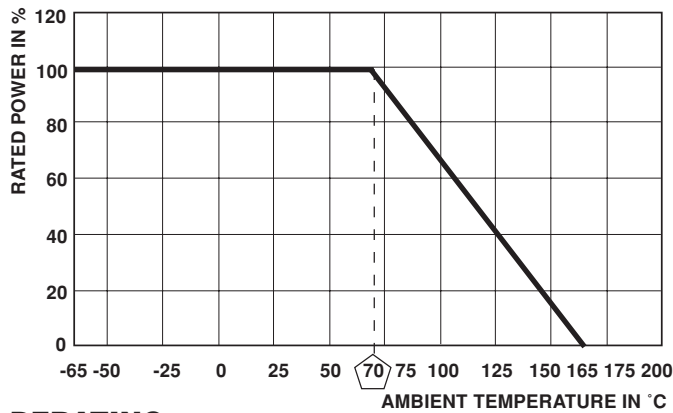


* Pb containing terminations are not RoHS compliant, exemptions may apply

DIMENSIONS in inches [millimeters]



DIMENSION	INCHES	MILLIMETERS
A	0.133 ± 0.010	[3.38 ± 0.025]
B	0.062 ± 0.004	[1.57 ± 0.10]
C(Max)	0.143	[3.63]
D	0.020 ± 0.002	[0.51 ± 0.05]
E	1.125 ± 0.040	[28.58 ± 1.02]



DERATING

MARKING
<p>— 5 band colorband for ± 1% — 4 band colorband for ± 5%</p>

PERFORMANCE	
TEST*	TYPICAL ΔR
Thermal Shock	± 0.1%
Short Time Overload	± 0.1%
Low Temperature Operation	± 0.1%
Moisture Resistance	± 0.2%
Resistance to Soldering Heat	± 0.05%
Shock	± 0.1%
Vibration	± 0.05%
Life	± 0.5%
Terminal Strength	± 0.1%
Dielectric Withstanding Voltage	± 0.05%

* Tests per MIL-R-10509.



Notice

Specifications of the products displayed herein are subject to change without notice. Vishay Intertechnology, Inc., or anyone on its behalf, assumes no responsibility or liability for any errors or inaccuracies.

Information contained herein is intended to provide a product description only. No license, express or implied, by estoppel or otherwise, to any intellectual property rights is granted by this document. Except as provided in Vishay's terms and conditions of sale for such products, Vishay assumes no liability whatsoever, and disclaims any express or implied warranty, relating to sale and/or use of Vishay products including liability or warranties relating to fitness for a particular purpose, merchantability, or infringement of any patent, copyright, or other intellectual property right.

The products shown herein are not designed for use in medical, life-saving, or life-sustaining applications. Customers using or selling these products for use in such applications do so at their own risk and agree to fully indemnify Vishay for any damages resulting from such improper use or sale.