



HIGH TEMPERATURE

SMT Power Inductors – MSS1278T



- Designed for high ambient temperatures
- Very low DCR, excellent current handling
- Magnetic shielding for high density mounting

Designer's Kit C419 contains 3 of each value

Core material Ferrite

Terminations RoHS compliant matte tin over nickel over phos bronze. Other terminations available at additional cost.

Weight: 3.8 g – 4.6 g

Ambient temperature –40°C to +125°C with Irms current, +125°C to +165°C with derated current

Storage temperature Component: –40°C to +165°C.
Packaging: –40°C to +80°C

Resistance to soldering heat Max three 40 second reflows at +260°C, parts cooled to room temperature between cycles

Moisture Sensitivity Level (MSL) 1 (unlimited floor life at <30°C / 85% relative humidity)

Failures in Time (FIT) / Mean Time Between Failures (MTBF)

38 per billion hours / 26,315,789 hours, calculated per Telcordia SR-332

Packaging 500/13" reel; Plastic tape: 24 mm wide, 0.4 mm thick, 16 mm pocket spacing, 8.1 mm pocket depth

PCB washing Only pure water or alcohol recommended

Part number ¹	Inductance ² (µH)	DCR ³ (mOhms)		SRF typ ⁴ (MHz)	Isat (A) ⁵			Irms (A) ⁶	
		typ	max		10% drop	20% drop	30% drop	20°C rise	40°C rise
MSS1278T-102NL_	1.0 ±30%	6.3	7.0	115	31.84	35.04	36.84	7.1	10.1
MSS1278T-142NL_	1.4 ±30%	8.8	9.8	85	25.04	27.76	29.52	6.8	9.8
MSS1278T-222NL_	2.2 ±30%	9.4	10.5	60	22.56	24.80	25.96	6.3	9.2
MSS1278T-272NL_	2.7 ±30%	10.1	11.3	40	18.76	20.72	22.04	6.1	8.6
MSS1278T-392NL_	3.9 ±30%	11.7	13.0	35	16.52	18.24	19.20	5.7	7.7
MSS1278T-472ML_	4.7 ±20%	13.9	15.5	33	15.30	16.90	17.76	4.3	6.2
MSS1278T-562ML_	5.6 ±20%	15.7	17.5	30	13.38	14.86	15.74	4.3	6.2
MSS1278T-682ML_	6.8 ±20%	19.1	21.3	23	12.10	13.56	14.20	4.2	6.0
MSS1278T-822ML_	8.2 ±20%	20.3	22.6	20	11.38	12.60	13.28	4.1	5.9
MSS1278T-103ML_	10 ±20%	21.8	24.3	17	10.62	11.82	12.48	4.0	5.7
MSS1278T-123ML_	12 ±20%	23.2	25.8	15	8.90	9.88	10.44	3.7	5.2
MSS1278T-153ML_	15 ±20%	27.9	31.0	13	8.36	9.32	9.94	3.5	4.9
MSS1278T-183ML_	18 ±20%	30.8	34.3	12	8.00	8.88	9.36	3.0	4.5
MSS1278T-223ML_	22 ±20%	35.5	39.5	11	7.08	7.88	8.34	2.9	4.0
MSS1278T-273ML_	27 ±20%	45.0	50.0	10	6.32	7.08	7.54	2.6	3.6
MSS1278T-333ML_	33 ±20%	61.9	68.8	9.5	5.96	6.56	6.98	2.3	3.1
MSS1278T-393ML_	39 ±20%	69.1	76.8	8.5	5.38	5.94	6.28	2.1	3.0
MSS1278T-473ML_	47 ±20%	72.3	80.4	7.5	4.76	5.40	5.66	2.0	2.9
MSS1278T-563ML_	56 ±20%	80.2	89.2	7.0	4.40	4.98	5.30	1.9	2.7
MSS1278T-683ML_	68 ±20%	91.3	101.5	6.5	3.92	4.46	4.74	1.8	2.6
MSS1278T-823ML_	82 ±20%	125.9	139.9	5.0	3.66	4.08	4.38	1.6	2.3
MSS1278T-104ML_	100 ±20%	135.1	150.2	4.5	3.12	3.56	3.78	1.5	2.2
MSS1278T-124KL_	120 ±10%	182.3	202.6	4.3	3.02	3.36	3.58	1.4	1.9
MSS1278T-154KL_	150 ±10%	216.5	240.6	4.1	2.60	2.94	3.10	1.3	1.8
MSS1278T-184KL_	180 ±10%	229.0	254.5	4.0	2.36	2.68	2.84	1.2	1.7
MSS1278T-224KL_	220 ±10%	323.6	359.6	3.4	2.24	2.50	2.62	1.0	1.6
MSS1278T-274KL_	270 ±10%	415.6	461.8	3.1	1.94	2.18	2.34	0.90	1.2
MSS1278T-334KL_	330 ±10%	487.3	541.5	2.9	1.72	1.92	2.06	0.80	1.0
MSS1278T-394KL_	390 ±10%	533.6	592.9	2.7	1.62	1.82	1.92	0.75	1.0
MSS1278T-474KL_	470 ±10%	707.5	786.2	2.2	1.44	1.64	1.74	0.66	0.90
MSS1278T-564KL_	560 ±10%	777.4	863.8	2.0	1.40	1.54	1.66	0.60	0.80
MSS1278T-684KL_	680 ±10%	1045	1162	1.7	1.24	1.32	1.46	0.55	0.75
MSS1278T-824KL_	820 ±10%	1166	1296	1.4	1.14	1.28	1.42	0.50	0.70
MSS1278T-105KL_	1000 ±10%	1334	1482	1.3	0.982	1.08	1.18	0.48	0.68

1. Please specify **termination** and **packaging** codes:

MSS1278T-105KLD

Termination: L = RoHS compliant matte tin over nickel over phos bronze.

Special order:

T = RoHS tin-silver-copper (95.5/4/0.5) or S = non-RoHS tin-lead (63/37).

Packaging: D = 13" machine-ready reel. EIA-481 embossed plastic tape (500 parts per full reel).

B = Less than full reel. In tape, but not machine ready.
To have a leader and trailer added (\$25 charge), use code letter D instead.

- Inductance tested at 100 kHz, 0.1 Vrms, 0 Adc using an Agilent/HP 4263B LCR meter or equivalent.
 - DCR measured on a micro-ohmmeter and a Coilcraft CCF858 test fixture.
 - SRF measured using an Agilent/HP 8753D network analyzer and a Coilcraft SMD-D test fixture.
 - DC current at which the inductance drops the specified amount from its value without current.
 - Current that causes the specified temperature rise from 25°C ambient.
 - Electrical specifications at 25°C.
- Refer to Doc 362 "Soldering Surface Mount Components" before soldering.

Coilcraft[®]

www.coilcraft.com

US +1-847-639-6400 sales@coilcraft.com

UK +44-1236-730595 sales@coilcraft-europe.com

Taiwan +886-2-2264 3646 sales@coilcraft.com.tw

China +86-21-6218 8074 sales@coilcraft.com.cn

Singapore + 65-6484 8412 sales@coilcraft.com.sg

Document 598-1 Revised 08/18/11

© Coilcraft Inc. 2011

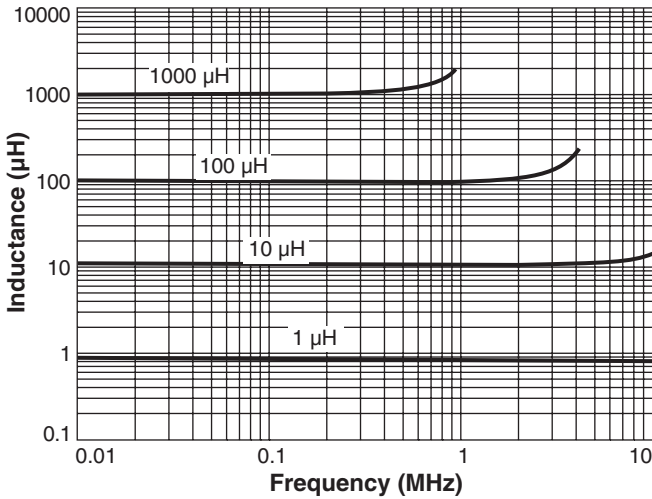
This product may not be used in medical or high risk applications without prior Coilcraft approval. Specifications subject to change without notice. Please check our web site for latest information.



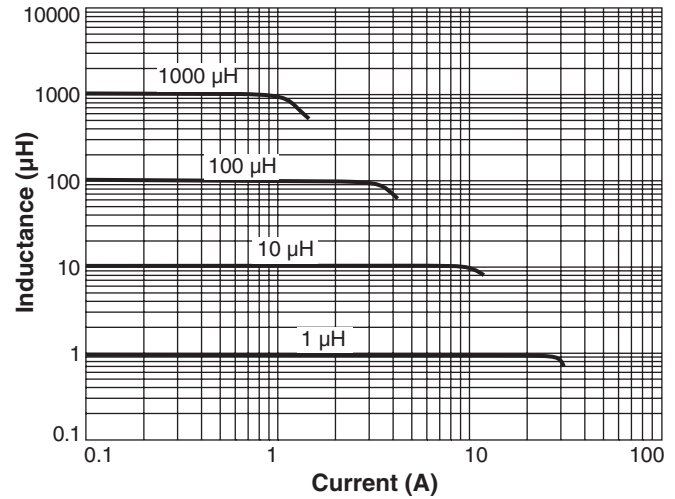
HIGH TEMPERATURE

SMT Power Inductors – MSS1278T Series

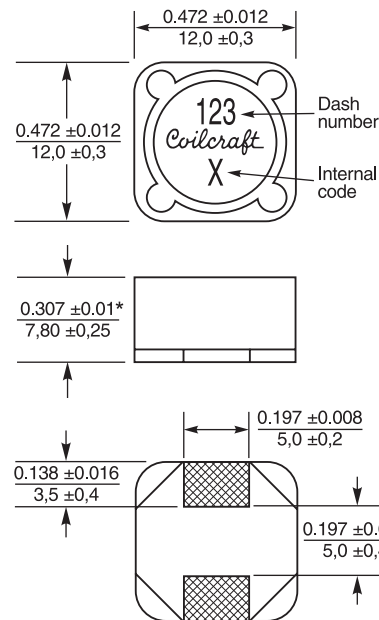
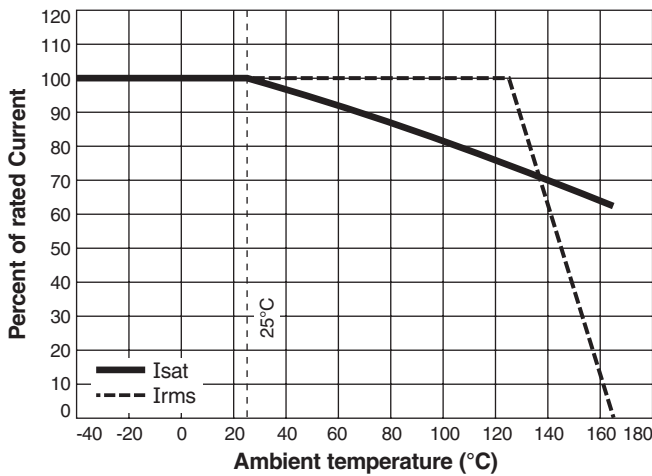
Typical L vs Frequency



Typical L vs Current

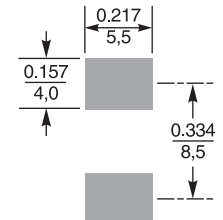


Current Derating



Parts manufactured prior to August 2011 may have a different part marking.

Recommended Land Pattern



* For optional tin-lead and tin-silver-copper terminations, dimensions are for the mounted part. Dimensions before mounting can be an additional 0.012 inch (0.3 mm).

Dimensions are in $\frac{\text{inches}}{\text{mm}}$



US +1-847-639-6400 sales@coilcraft.com
UK +44-1236-730595 sales@coilcraft-europe.com
Taiwan +886-2-2264 3646 sales@coilcraft.com.tw
China +86-21-6218 8074 sales@coilcraft.com.cn
Singapore +65-6484 8412 sales@coilcraft.com.sg

Document 598-2 Revised 08/18/11

© Coilcraft Inc. 2011

This product may not be used in medical or high risk applications without prior Coilcraft approval. Specifications subject to change without notice. Please check our web site for latest information.