

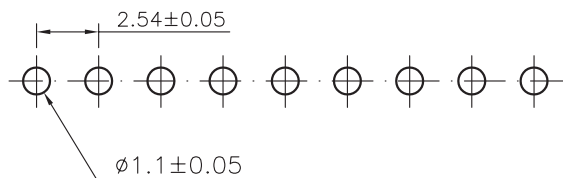
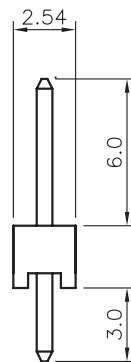
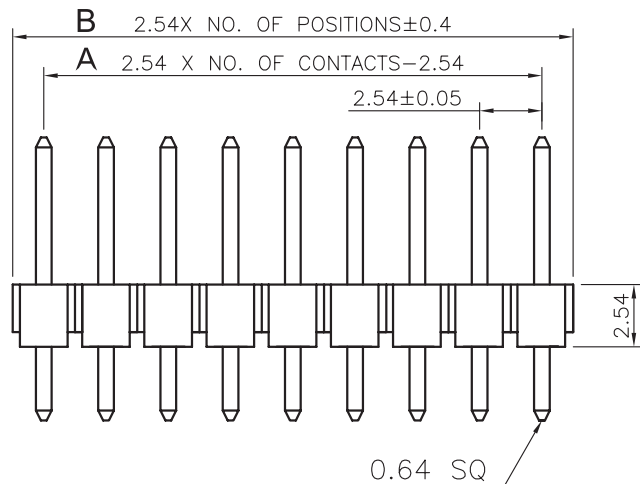
1

2

3

4

5



PCB LAYOUT - COMPONENT VIEW

TECHNICAL CHARACTERISTICS

MATERIAL
 INSULATOR: PBT
 FLAMABILITY RATING: UL94-V0
 COLOR: BLACK
 CONTACT MATERIAL: COPPER ALLOY
 CONTACT TYPE: STAMPED
 CONTACT PLATING: GOLD
 QUALITY CLASS: 3 AS PER CECC 75 301-802
 PITCH: 2.54MM

ENVIRONMENTAL
 OPERATING TEMPERATURE: -40 UP TO 125°C
 COMPLIANCE: LEAD FREE AND ROHS

ELECTRICAL
 CURRENT RATING: 3A
 WORKING VOLTAGE: 250V AC
 INSULATOR RESISTANCE: >1000 MOHM
 DIELECTRIC WITHSTANDING VOLTAGE: 500V AC/MN
 CONTACT RESISTANCE: 20 mOHM MAX

STANDARD
 CERTIFIED: E323964 / MODEL NUMBER 613-111

SOLDERING
 WAVE PROCESS ONLY

PACKAGING
 BAG

DIMENSION
 A = 2.54 x NB PINS - 2.54
 B = 2.54 x NB POSITIONS

A

B

C

D

RoHS Compliant				PROJECTION:	GENERAL TOLERANCE		DESCRIPTION: 2.54MM PIN HEADER	SIZE A4
				$.X = +/_ 0.2$ $.XX = +/_ 0.15$				
			APPROVAL: RJ	UNIT: MM	WERI PART NO: 613 0xx 111 21			
H	22-MAR-12	TKP	GG	SCALE:				
REV	DATE	FILE	BY	DRAW: PEARL				

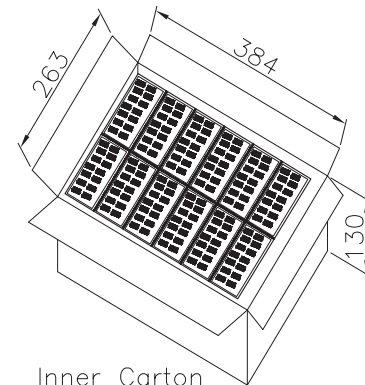
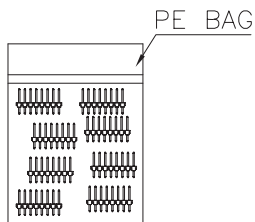
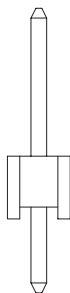
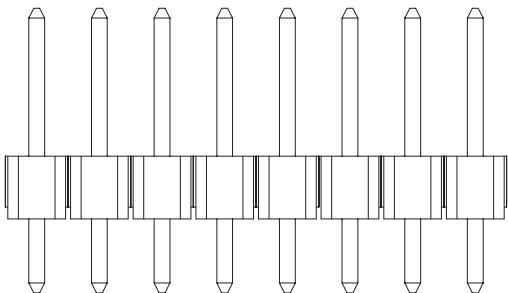
1

2

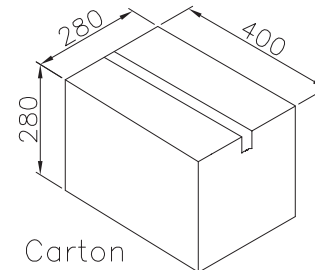
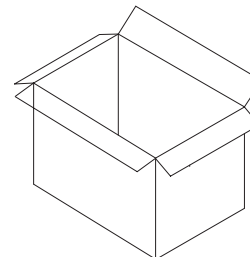
3

4

5



Inner Carton

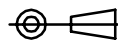


Carton

Pin	Pcs/Bag	Pcs/Inner Carton	Pcs/Carton	Pin	Pcs/Bag	Pcs/Inner Carton	Pcs/Carton
01P	800	19200	38400	22P	300	7200	14400
02P	800	19200	38400	23P	300	7200	14400
03P	800	19200	38400	24P	300	7200	14400
04P	300	7200	14400	25P	300	7200	14400
05P	300	7200	14400	26P	300	7200	14400
06P	300	7200	14400	27P	300	7200	14400
07P	300	7200	14400	28P	300	7200	14400
08P	300	7200	14400	29P	300	7200	14400
09P	200	4800	9600	30P	300	7200	14400
10P	200	4800	9600	31P	300	7200	14400
11P	200	4800	9600	32P	300	7200	14400
12P	200	4800	9600	33P	300	7200	14400
13P	200	4800	9600	34P	300	7200	14400
14P	200	4800	9600	35P	300	7200	14400
15P	200	4800	9600	36P	300	7200	14400
16P	300	7200	14400	37P	300	7200	14400
17P	300	7200	14400	38P	300	7200	14400
18P	300	7200	14400	39P	300	7200	14400
19P	300	7200	14400	40P	300	7200	14400
20P	300	7200	14400				
21P	300	7200	14400				

RoHS Compliant

PROJECTION:



GENERAL TOLERANCE

.X = +/- 0.2

.XX = +/- 0.15



APPROVAL: RJ

UNIT: MM

SCALE:

SHEET: 2/2

DRAW: PEARL

DESCRIPTION: 2.54MM PIN HEADER

WERI PART NO: 613 0xx 111 21

SIZE

A4

REV	DATE	FILE	BY