


Thick Film Chip Resistors, Industrial



FEATURES

- Operating temperature range: - 55°C to + 150°C
- Same materials and construction as MIL-PRF-55342 chip resistors
- Termination: Tin/Lead wraparound termination over nickel barrier. Also available with Lead (Pb)-free wraparound terminations.
- Capability to develop specific reliability programs designed to customer requirements
- Size, value, packaging and materials can be customized for special customer requirements.



STANDARD ELECTRICAL SPECIFICATIONS

GLOBAL MODEL	HISTORICAL MODEL	POWER RATING	MAXIMUM OPERATING	TEMPERATURE COEFFICIENT	TOLERANCE %	RESISTANCE RANGE
RCWP0402	RCWP-0402	0.04	25	300 100	± 1 to ± 10 ± 1 to ± 10	5.62 - 1M 10 - 1M
RCWP0603	RCWP-0603	0.07	50	300 100, 300	± 2 to ± 10 ± 1 to ± 10	3 - 1M 5.62 - 1M
RCWP0540	RCWP-540	0.08	40	300 100, 300	± 2 to ± 10 ± 1 to ± 10	3 - 4.7M 10 - 499K
RCWP0550	RCWP-550	0.10	50	300 100, 300	± 2 to ± 10 ± 1 to ± 10	2 - 4.7M 5.62 - 1M
RCWP0575	RCWP-575	0.15	70	300 100, 300	± 2 to ± 10 ± 1 to ± 10	2 - 10M 5.62 - 1M
RCWP5100	RCWP-5100	0.20	100	300 100, 300	± 2 to ± 10 ± 1 to ± 10	3 - 15M 5.62 - 1M
RCWP1206	RCWP-1206	0.25	100	300 100, 300	± 2 to ± 10 ± 1 to ± 10	3 - 15M 5.62 - 5.62M
RCWP5150	RCWP-5150	0.35	125	300 100, 300	± 2 to ± 10 ± 1 to ± 10	3 - 20M 5.62 - 4.75M
RCWP1100	RCWP-1100	0.50	100	300 100, 300	± 2 to ± 10 ± 1 to ± 10	3 - 7.5M 5.62 - 5.62M
RCWP7225	RCWP-7225	0.60	200	300 100, 300	± 2 to ± 10 ± 1 to ± 10	3 - 20M 5.62 - 15M
RCWP2010	RCWP-2010	0.80	200	300 100, 300	± 2 to ± 10 ± 1 to ± 10	3 - 20M 5.62 - 15M
RCWP2512	RCWP-2512	1.0	200	300 100, 300	± 2 to ± 10 ± 1 to ± 10	5 - 20M 5.62 - 15M

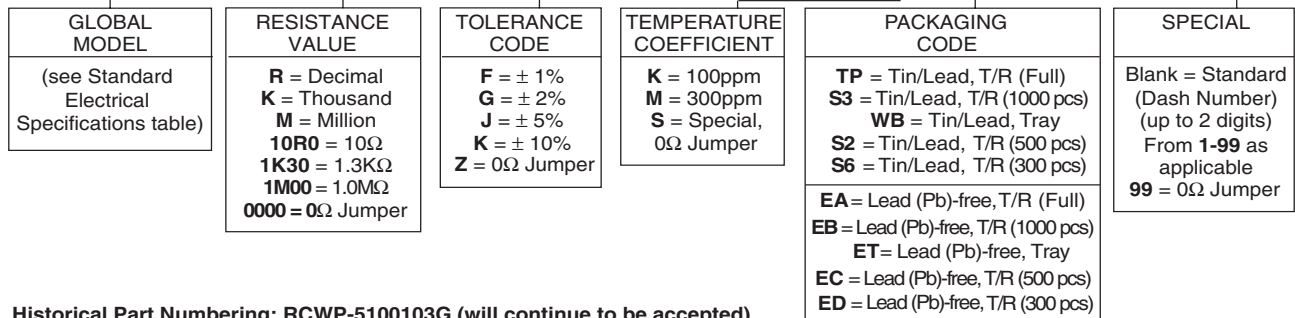
*Consult factory for extended resistance range.

**Power rating depends on the max. temperature at the solder point, the component placement density and the substrate material.

GLOBAL PART NUMBER INFORMATION

New Global Part Numbering: RCWP510010K0GMWB (preferred part numbering format)

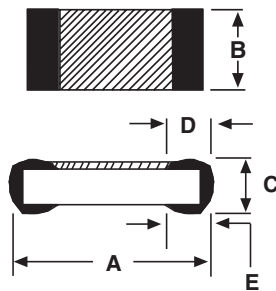
R C W P 5 1 0 0 1 0 K 0 G M W B



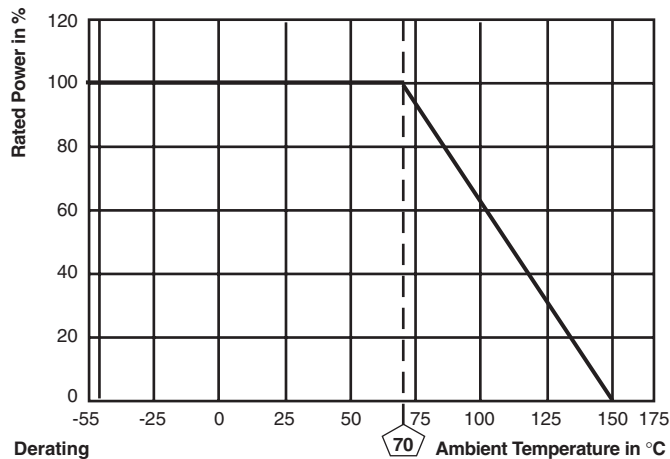
Historical Part Numbering: RCWP-5100103G (will continue to be accepted)



DIMENSIONS



DIMENSIONS [in millimeters]					
GLOBAL MODEL	A (Length)	B (Width)	C (Height)	D (Top Term)	E (Bottom Term)
RCWP0402	0.039 ± 0.003 [0.99 ± 0.08]	0.020 ± 0.003 [0.51 ± 0.08]	0.013 ± 0.003 [0.33 ± 0.08]	0.010 ± 0.005 [0.25 ± 0.13]	0.010 ± 0.005 [0.25 ± 0.13]
RCWP0540	0.055 ± 0.005 [1.40 ± 0.13]	0.040 ± 0.005 [1.02 ± 0.13]	0.020 ± 0.005 [0.51 ± 0.13]	0.010 ± 0.005 [0.25 ± 0.13]	0.010 ± 0.005 [0.25 ± 0.13]
RCWP0550	0.055 ± 0.005 [1.40 ± 0.13]	0.050 ± 0.005 [1.27 ± 0.13]	0.020 ± 0.005 [0.51 ± 0.13]	0.010 ± 0.005 [0.25 ± 0.13]	0.015 ± 0.005 [0.38 ± 0.13]
RCWP0575	0.080 ± 0.005 [2.03 ± 0.13]	0.050 ± 0.005 [1.27 ± 0.13]	0.020 ± 0.005 [0.51 ± 0.13]	0.015 ± 0.005 [0.38 ± 0.13]	0.015 ± 0.005 [0.38 ± 0.13]
RCWP0603	0.063 ± 0.005 [1.60 ± 0.13]	0.032 ± 0.005 [0.81 ± 0.13]	0.018 ± 0.005 [0.46 ± 0.13]	0.012 ± 0.005 [0.31 ± 0.13]	0.015 ± 0.005 [0.38 ± 0.13]
RCWP1100	0.105 ± 0.005 [2.67 ± 0.13]	0.100 ± 0.005 [2.54 ± 0.13]	0.020 ± 0.005 [0.51 ± 0.13]	0.015 ± 0.005 [0.38 ± 0.13]	0.015 ± 0.005 [0.38 ± 0.13]
RCWP1206	0.125 ± 0.005 [3.18 ± 0.13]	0.063 ± 0.005 [1.60 ± 0.13]	0.020 ± 0.005 [0.51 ± 0.13]	0.015 ± 0.005 [0.38 ± 0.13]	0.015 ± 0.005 [0.38 ± 0.13]
RCWP2010	0.197 ± 0.006 [5.00 ± 0.15]	0.098 ± 0.005 [2.49 ± 0.13]	0.020 ± 0.005 [0.51 ± 0.13]	0.020 ± 0.005 [0.51 ± 0.13]	0.020 ± 0.005 [0.51 ± 0.13]
RCWP2512	0.250 ± 0.006 [6.35 ± 0.15]	0.124 ± 0.005 [3.15 ± 0.13]	0.020 ± 0.005 [0.51 ± 0.13]	0.020 ± 0.005 [0.51 ± 0.13]	0.020 ± 0.005 [0.51 ± 0.13]
RCWP5100	0.105 ± 0.005 [2.67 ± 0.13]	0.050 ± 0.005 [1.27 ± 0.13]	0.020 ± 0.005 [0.51 ± 0.13]	0.015 ± 0.005 [0.38 ± 0.13]	0.015 ± 0.005 [0.38 ± 0.13]
RCWP5150	0.155 ± 0.005 [3.94 ± 0.13]	0.050 ± 0.005 [1.27 ± 0.13]	0.020 ± 0.005 [0.51 ± 0.13]	0.015 ± 0.005 [0.38 ± 0.13]	0.015 ± 0.005 [0.38 ± 0.13]
RCWP7225	0.230 ± 0.005 [5.84 ± 0.13]	0.075 ± 0.005 [1.91 ± 0.13]	0.020 ± 0.005 [0.51 ± 0.13]	0.020 ± 0.005 [0.51 ± 0.13]	0.020 ± 0.005 [0.51 ± 0.13]





Notice

Specifications of the products displayed herein are subject to change without notice. Vishay Intertechnology, Inc., or anyone on its behalf, assumes no responsibility or liability for any errors or inaccuracies.

Information contained herein is intended to provide a product description only. No license, express or implied, by estoppel or otherwise, to any intellectual property rights is granted by this document. Except as provided in Vishay's terms and conditions of sale for such products, Vishay assumes no liability whatsoever, and disclaims any express or implied warranty, relating to sale and/or use of Vishay products including liability or warranties relating to fitness for a particular purpose, merchantability, or infringement of any patent, copyright, or other intellectual property right.

The products shown herein are not designed for use in medical, life-saving, or life-sustaining applications. Customers using or selling these products for use in such applications do so at their own risk and agree to fully indemnify Vishay for any damages resulting from such improper use or sale.