

# Ferrite Beads

## For EMI Suppression

The FBS and FBM Series are used for EMI suppression. These inductors suppress electro-magnetic wave noise by increased impedance, especially by increased resistance at noise frequency.

**FBS Series:** The FBS Series is composed of a single layer internal electrode that is for low impedance and low DC resistance.

**FBM Series:** The FBM Series displays high impedance because it is composed of multi-layered internal electrodes and has excellent attenuation characteristics for wide band frequencies.

## Features

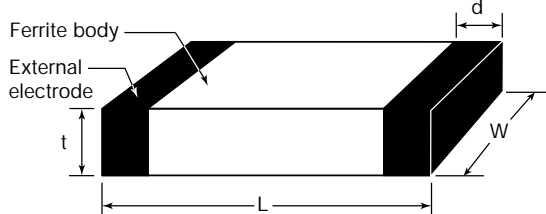
- Smallest beads possible for surface mounting and high impedance
- Perfect shape for automatic mounting with no directionality
- Excellent solderability and high heat resistance for either flow or reflow soldering
- Monolithic inorganic material construction for high reliability
- Closed magnetic circuit configuration avoids crosstalk and is suitable for high density PCBs

## Application

- High frequency EMI prevention in computers, printers, VCRs, TVs and portable telephones.

Unit: mm (inch)

## Dimensions



Size	L	W	t	d
0402	1.0 ± 0.05 (0.040 ± 0.002)	0.5 ± 0.05 (0.020 ± 0.002)	0.5 ± 0.05 (0.020 ± 0.002)	0.25 ± 0.1 (0.010 ± 0.004)
0603	1.6 ± 0.15 (0.063 ± 0.006)	0.8 ± 0.15 (0.031 ± 0.006)	0.8 ± 0.15 (0.031 ± 0.006)	0.3 ± 0.2 (0.012 ± 0.008)
0805	2.0 ± 0.2 (0.079 ± 0.008)	1.25 ± 0.2 (0.050 ± 0.008)	0.9 ± 0.2 (0.036 ± 0.008)	0.5 ± 0.3 (0.020 ± 0.012)
1206	3.2 ± 0.2 (0.126 ± 0.008)	1.6 ± 0.2 (0.063 ± 0.008)	1.1 ± 0.2 (0.043 ± 0.008)	0.5 ± 0.3 (0.020 ± 0.012)
1210	3.2 ± 0.2 (0.126 ± 0.008)	2.5 ± 0.2 (0.098 ± 0.008)	1.3 ± 0.2 (0.051 ± 0.008)	0.5 ± 0.3 (0.020 ± 0.012)
1806	4.5 ± 0.2 (0.177 ± 0.008)	1.6 ± 0.2 (0.063 ± 0.008)	1.6 ± 0.2 (0.063 ± 0.008)	0.5 ± 0.3 (0.020 ± 0.012)
1812	4.5 ± 0.2 (0.177 ± 0.008)	3.2 ± 0.2 (0.126 ± 0.008)	1.5 ± 0.2 (0.060 ± 0.008)	0.5 ± 0.3 (0.020 ± 0.012)

Operating Temperature Range	-55 to +125° C
-----------------------------	----------------

Storage Temperature Range	-10 to +40° C
---------------------------	---------------

## How To Order

**FBM0805**

Series

—

**121**

Impedance  
Values

**E**

Packaging  
B: Bulk  
E: Embossed Tape  
P: Paper Tape

# Standard Part Numbers & Data

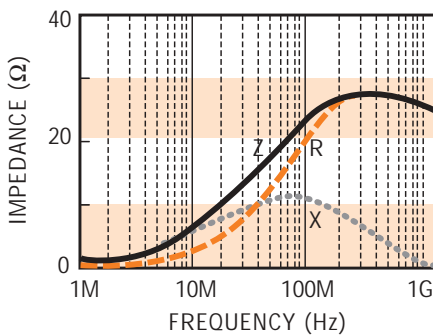
## FBS SERIES DATA TABLE

Series Part Number	Thickness (mm)	Impedance ( $\Omega$ ) $\pm$ 25% (at 100MHz)	DC resistance ( $\Omega$ ) max.	Rated current (mA) max.
FBS 0603-260 □	0.8 $\pm$ 0.15	26	0.08	1000
FBS 0603-330 □	0.8 $\pm$ 0.15	33	0.08	1000
FBS 0805-110 □	0.9 $\pm$ 0.2	11	0.05	2000
FBS 0805-260 □	0.9 $\pm$ 0.2	26	0.05	2000
FBS 0805-330 □	0.9 $\pm$ 0.2	33	0.05	1000
FBS 0805-470 □	0.9 $\pm$ 0.2	47	0.05	1000
FBS 1206-260 □	1.1 $\pm$ 0.2	26	0.05	2000
FBS 1206-310 □	1.1 $\pm$ 0.2	31	0.05	2000
FBS 1206-500 □	1.1 $\pm$ 0.2	50	0.05	2000
FBS 1206-700 □	1.1 $\pm$ 0.2	70	0.05	2000
FBS 1210-310 □	1.3 $\pm$ 0.2	31	0.025	2500
FBS 1210-600 □	1.3 $\pm$ 0.2	60	0.025	1500
FBS 1806-800 □	1.6 $\pm$ 0.2	80	0.03	600
FBS 1806-151 □	1.6 $\pm$ 0.2	150	0.05	300
FBS 1812-131 □	1.5 $\pm$ 0.2	130	0.04	600
FBS 1812-151 □	1.5 $\pm$ 0.2	150	0.04	600

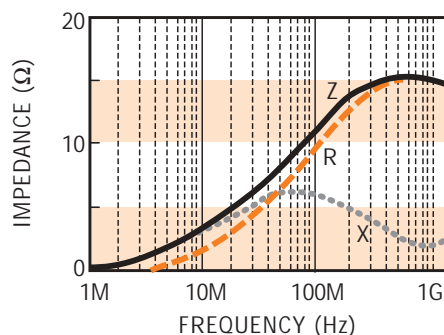
Venkel Ltd. may also be able to provide custom products to meet specific customer needs. Please consult your sales representative.

## FBS SERIES

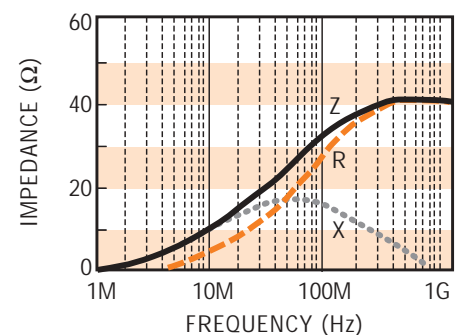
### FBS0603-260E



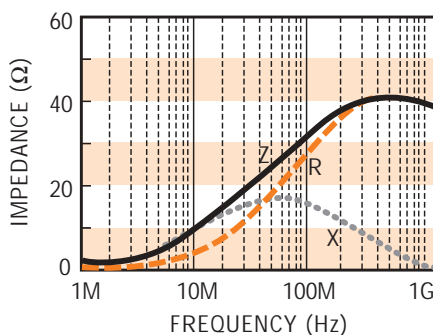
### FBS0805-110E



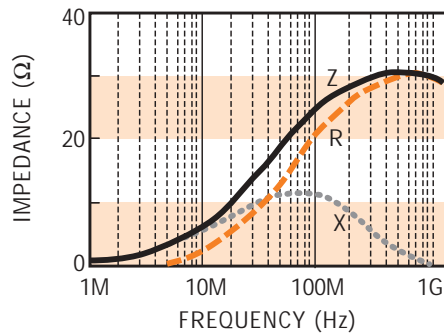
### FBS0805-330E



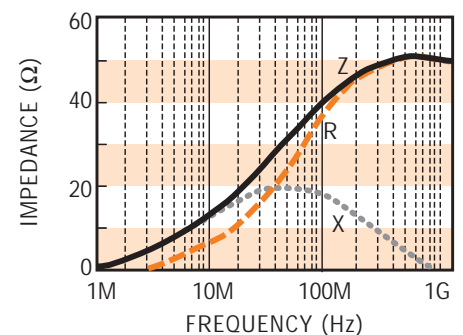
### FBS0603-330E



### FBS0805-260E



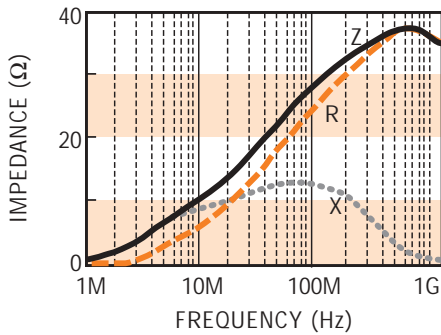
### FBS0805-470E



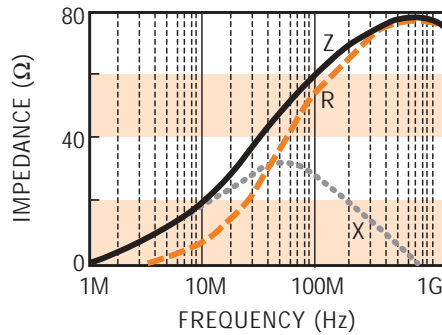
# Ferrite Beads

## FBS SERIES

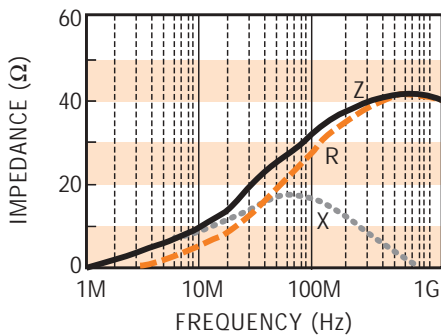
**FBS1206-260E**



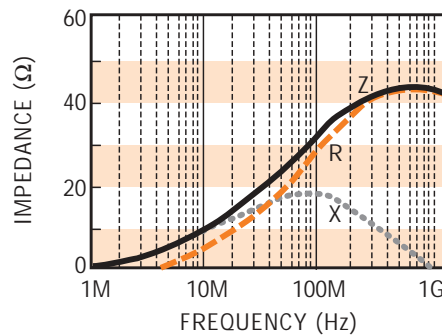
**FBS1206-700E**



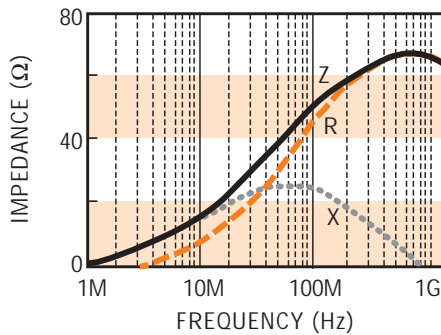
**FBS1206-310E**



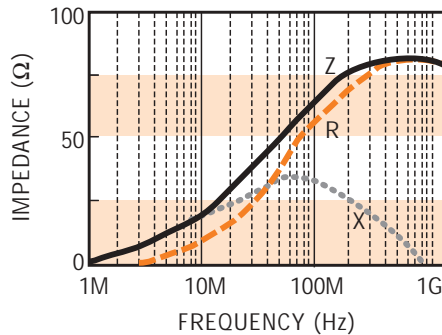
**FBS1210-310E**



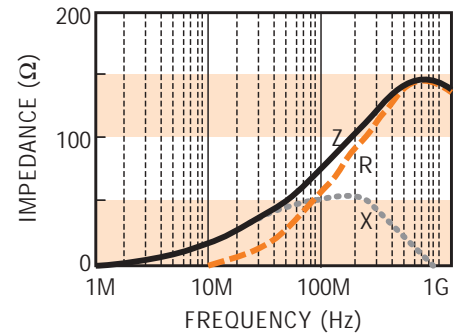
**FBS1206-500E**



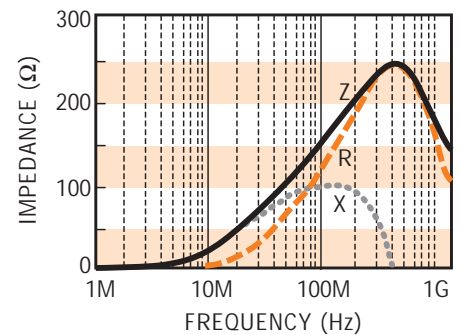
**FBS1210-600E**



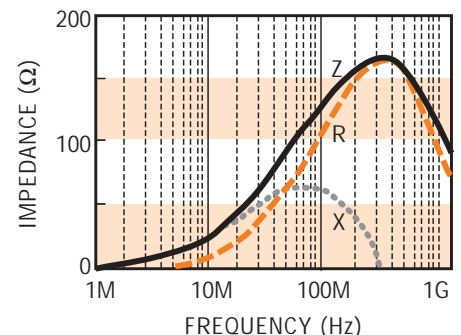
**FBS1806-800E**



**FBS1806-151E**



**FBS1812-131E**



**FBS1812-151E**

