

CARDEDGE CONNECTOR WITHOUT MOUNTING EARS



PHYSICAL PROPERTIES

INSULATION MATERIAL: Glass filled thermoplastic rated UL 94V-0
COLOR: Blue
CONTACTS: Beryllium copper; 30μ inches min. gold over 50μ inches nickel in contact zone; tin/lead over nickel in termination area.

ELECTRICAL PROPERTIES

CURRENT RATING: 1 Amp
INSULATION RESISTANCE: >1 x 10⁹ Ohms
DIELECTRIC STRENGTH: >1000 VRMS at sea level

ENVIRONMENTAL PROPERTIES

TEMPERATURE RATING: -55°C TO 125°C

APPLICATION TOOLING

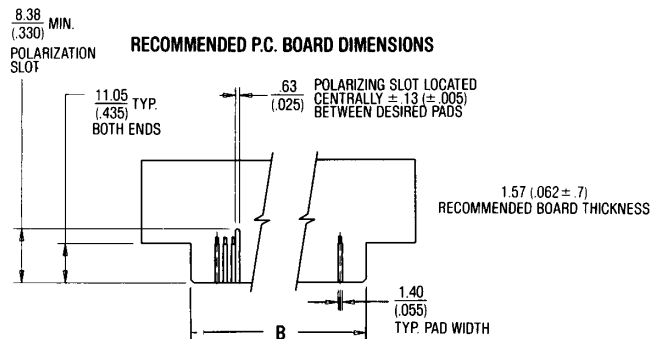
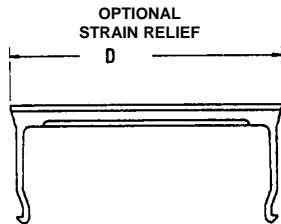
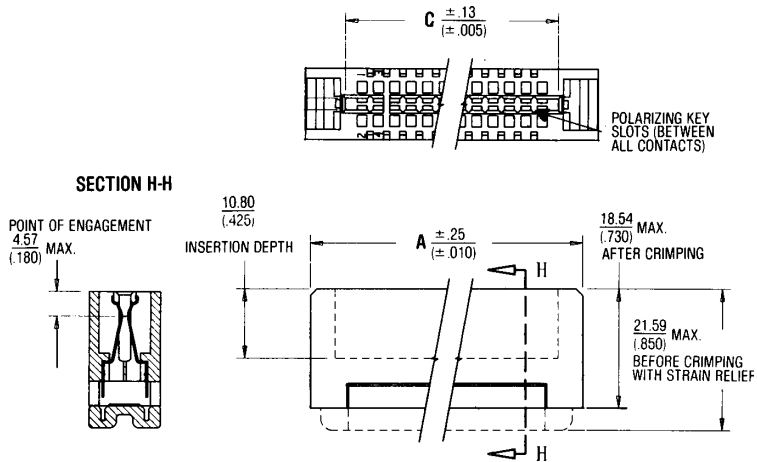
HAND TOOL	779-2100
use Die	779-2164
BENCH PRESS (MANUAL)	779-3200
use Platen	779-3130
use Base Plate	779-3164
BENCH PRESS (PNEUMATIC)	779-3500XT
use Platen	779-3130
use Base Plate	779-3164

ACCESSORIES

OPTIONAL POLARIZING KEY 622-0005

CABLE

See pages 116-128



Ordering Information

CATALOG NUMBERS	NUMBER OF POSITIONS	DIMENSIONS IN MM(INCHES)			
		A	B	C	D
622-1015	10	24.38 (.960)	15.11 (.595)	15.37 (.605)	29.26 (1.152)
622-1615	16	32.00 (1.260)	22.73 (.895)	22.99 (.905)	36.88 (1.452)
622-2015	20	37.08 (1.460)	27.81 (1.095)	28.07 (1.105)	41.96 (1.652)
622-2615	26	44.70 (1.760)	35.43 (1.395)	35.69 (1.405)	49.58 (1.952)
622-3015	30	49.78 (1.960)	40.51 (1.595)	40.77 (1.605)	54.66 (2.152)
622-3415	34	54.86 (2.160)	45.59 (1.795)	45.85 (1.805)	59.74 (2.352)
622-4015	40	62.48 (2.460)	53.21 (2.095)	53.47 (2.105)	67.36 (2.652)
622-4415	44	67.56 (2.660)	58.29 (2.295)	58.55 (2.305)	72.44 (2.852)
622-5015	50	75.18 (2.960)	65.91 (2.595)	66.17 (2.605)	80.06 (3.152)
622-6015	60	87.88 (3.460)	78.61 (3.095)	78.87 (3.105)	92.76 (3.652)

622-2015PK03-05 — 20-position Card Edge Connector with molded-in polarization between contacts 3 and 5
622-3415PK03-05 — 34-position Card Edge Connector with molded-in polarization between contacts 3 and 5