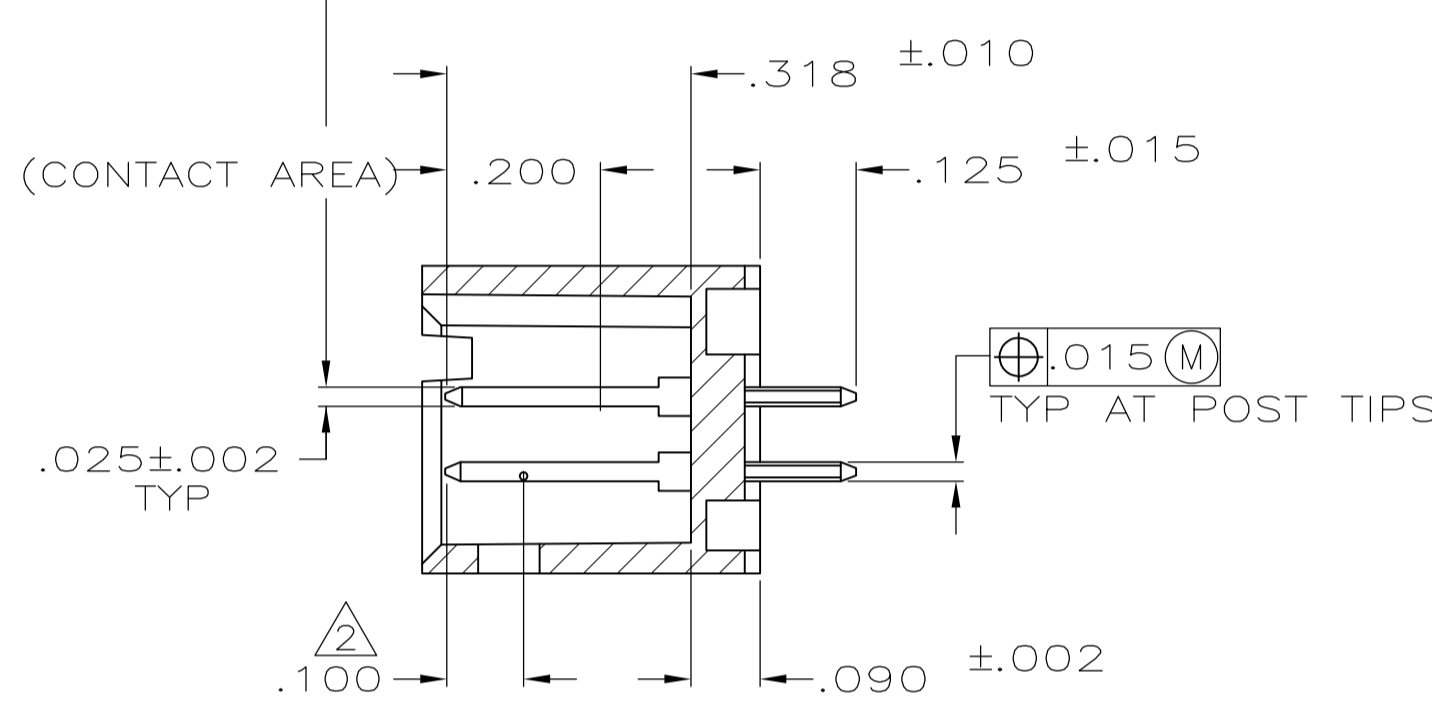
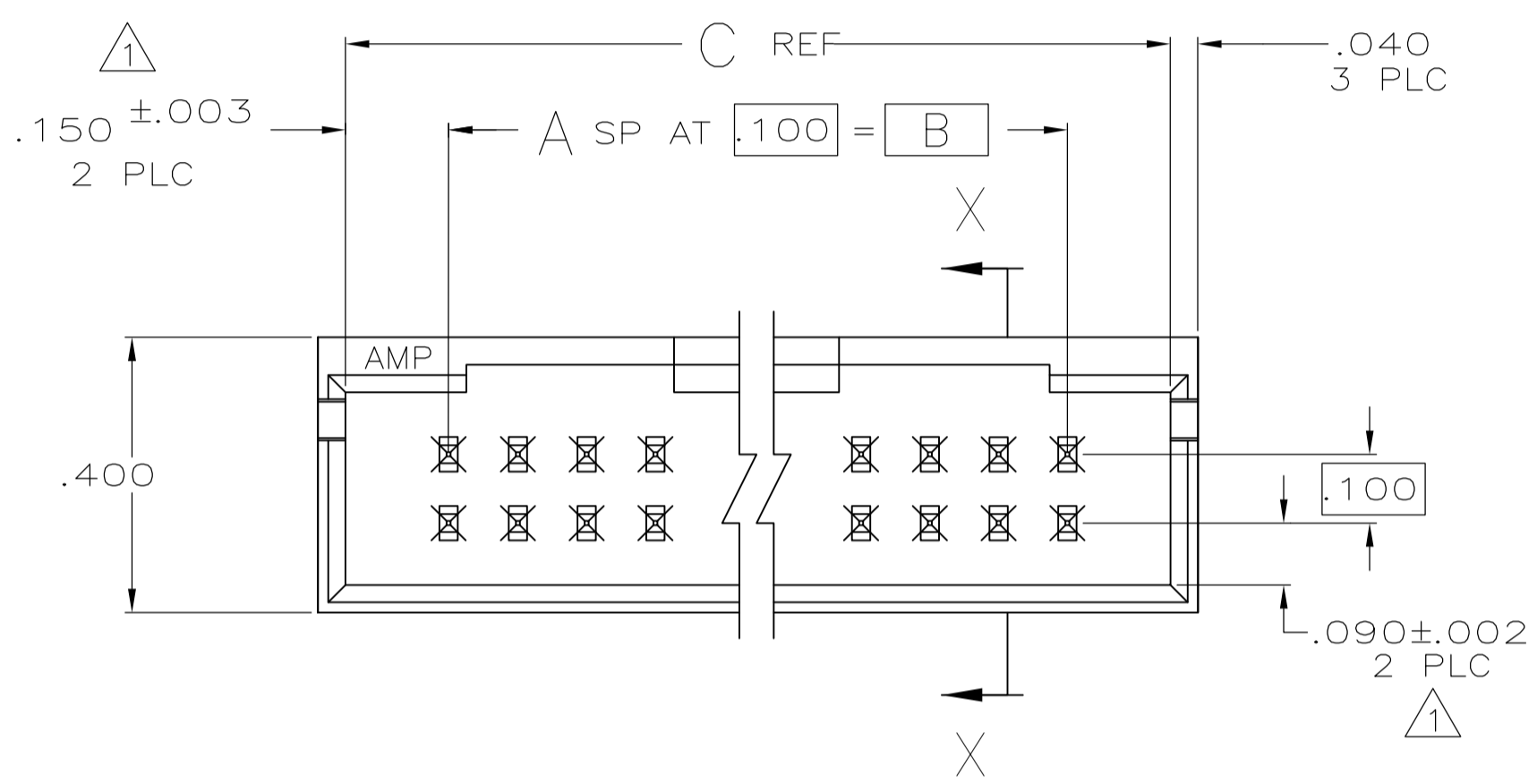
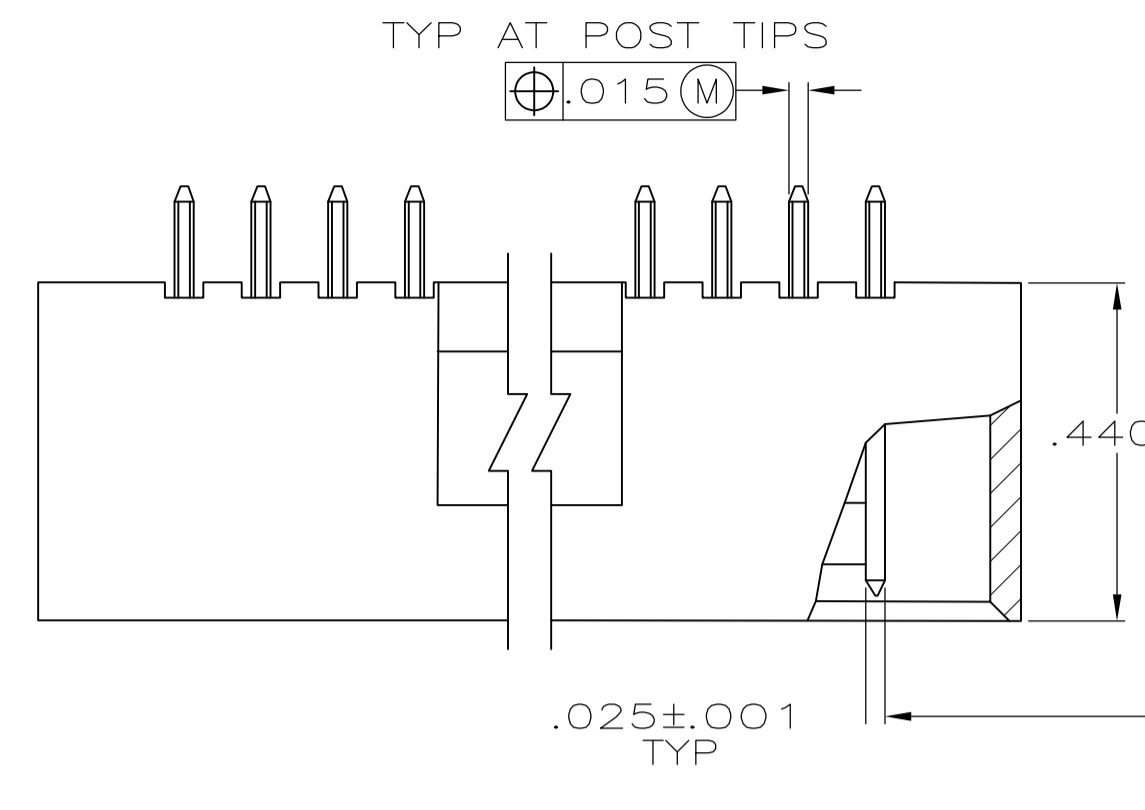
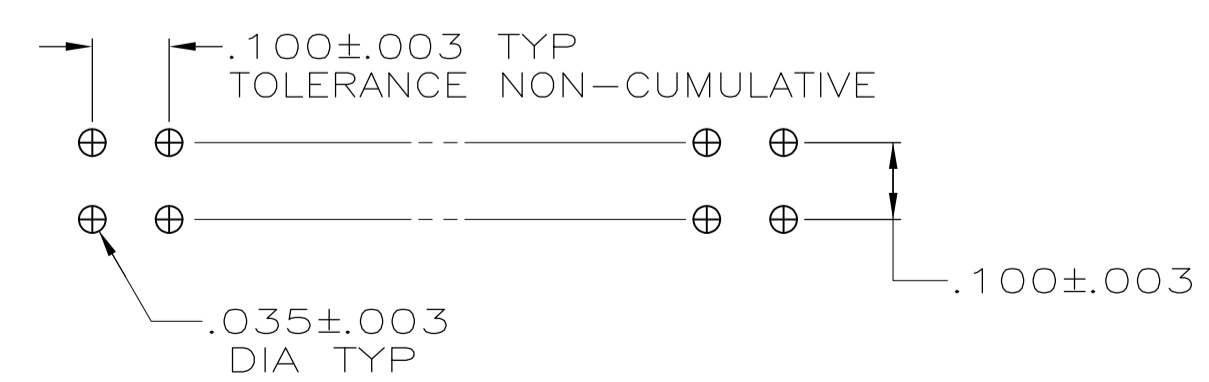
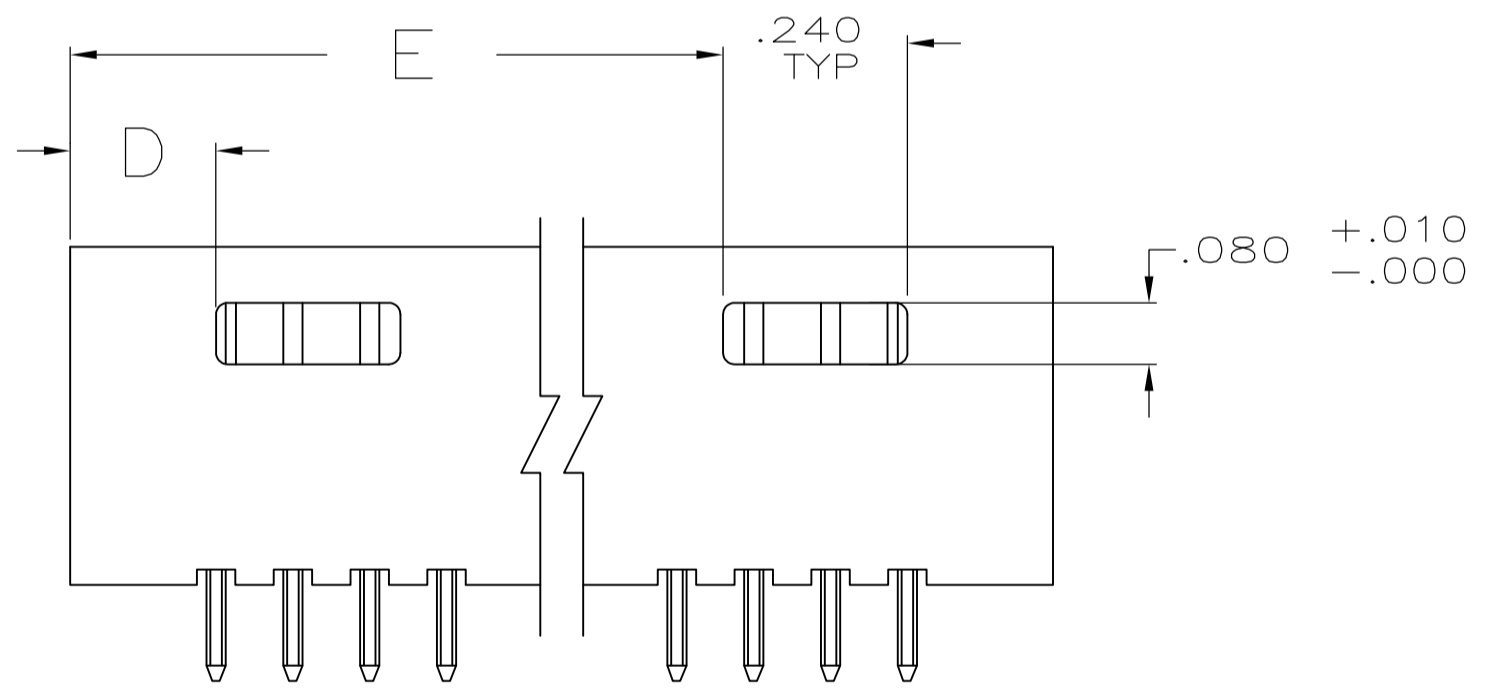


LOC		DIST		REVISIONS				
AD	00	F	LTR	DESCRIPTION	DATE	DN	APVD	
		K		063C-0216-05	16AUG05	RB	JG	
		K1		REV PER ECO-09-021826	24AUG09	KK	AEG	

- 1 THE NOTED DIMENSIONS APPLY AT THE INTERSECTION OF THE POST AND HOUSING
- 2 POINT OF MEASUREMENT FOR PLATING THICKNESS
- 3 MATERIAL: HOUSING- FLAME RETARDANT THERMOPLASTIC, COLOR- BLACK  
POSTS- PHOS BRONZE
- 4 FINISH: POSTS- .000015 GOLD IN CONTACT AREA,  
.000100-.000200 MATTE TIN-LEAD ON SOLDER TAIL,  
ALL OVER .000050 NICKEL
- 5 FINISH: POSTS- .000015 GOLD IN CONTACT AREA,  
.000100-.000200 MATTE TIN ON SOLDER TAIL,  
ALL OVER .000050 NICKEL
- 6 OBSOLETE PARTS: OBSOLETE CIS STREAMLINING PER D.RENAUD/D.SINISI



SECTION X-X



RECOMMENDED HOLE LAYOUT

FINISH	FINISH								NO OF POSN	ASSEMBLY PART NUMBER
	E	D	C	B	A	A	B	C		
OBSOLETE	3.490	.190	3.800	3.500	35	72	8-102619-4			
	3.390	.190	3.700	3.400	34	70	8-102619-3			
	3.290	.190	3.600	3.300	33	68	8-102619-2			
	3.190	.190	3.500	3.200	32	66	8-102619-1			
	3.090	.190	3.400	3.100	31	64	8-102619-0			
	2.990	.190	3.300	3.000	30	62	7-102619-9			
	2.890	.190	3.200	2.900	29	60	7-102619-8			
	2.790	.190	3.100	2.800	28	58	7-102619-7			
	2.690	.190	3.000	2.700	27	56	7-102619-6			
	2.590	.190	2.900	2.600	26	54	7-102619-5			
	2.490	.190	2.800	2.500	25	52	7-102619-4			
	2.390	.190	2.700	2.400	24	50	7-102619-3			
OBSOLETE	2.290	.190	2.600	2.300	23	48	7-102619-2			
	2.190	.190	2.500	2.200	22	46	7-102619-1			
	2.090	.190	2.400	2.100	21	44	7-102619-0			
	1.990	.190	2.300	2.000	20	42	6-102619-9			
	1.890	.190	2.200	1.900	19	40	6-102619-8			
	1.790	.190	2.100	1.800	18	38	6-102619-7			
	1.690	.190	2.000	1.700	17	36	6-102619-6			
	1.590	.190	1.900	1.600	16	34	6-102619-5			
	1.490	.190	1.800	1.500	15	32	6-102619-4			
	1.390	.190	1.700	1.400	14	30	6-102619-3			
	1.290	.190	1.600	1.300	13	28	6-102619-2			
	1.190	.190	1.500	1.200	12	26	6-102619-1			
OBSOLETE	1.090	.190	1.400	1.100	11	24	6-102619-0			
	.990	.190	1.300	1.000	10	22	5-102619-9			
	.890	.190	1.200	.900	9	20	5-102619-8			
	.790	.190	1.100	.800	8	18	5-102619-7			
	.690	.190	1.000	.700	7	16	5-102619-6			
	.590	.190	.900	.600	6	14	5-102619-5			
	.490	.190	.800	.500	5	12	5-102619-4			
	.390	.190	.700	.400	4	10	5-102619-3			
	.290	.190	.600	.300	3	8	5-102619-2			
	.190	.190	.500	.200	2	6	5-102619-1			
	OBSOLETE	3.490	.190	3.800	3.500	35	72	3-102619-4		
		3.390	.190	3.700	3.400	34	70	3-102619-3		
3.290		.190	3.600	3.300	33	68	3-102619-2			
3.190		.190	3.500	3.200	32	66	3-102619-1			
3.090		.190	3.400	3.100	31	64	3-102619-0			
2.990		.190	3.300	3.000	30	62	2-102619-9			
2.890		.190	3.200	2.900	29	60	2-102619-8			
2.790		.190	3.100	2.800	28	58	2-102619-7			
2.690		.190	3.000	2.700	27	56	2-102619-6			
2.590		.190	2.900	2.600	26	54	2-102619-5			
2.490		.190	2.800	2.500	25	52	2-102619-4			
2.390		.190	2.700	2.400	24	50	2-102619-3			
OBSOLETE	2.290	.190	2.600	2.300	23	48	2-102619-2			
	2.190	.190	2.500	2.200	22	46	2-102619-1			
	2.090	.190	2.400	2.100	21	44	2-102619-0			
	1.990	.190	2.300	2.000	20	42	1-102619-9			
	1.890	.190	2.200	1.900	19	40	1-102619-8			
	1.790	.190	2.100	1.800	18	38	1-102619-7			
	1.690	.190	2.000	1.700	17	36	1-102619-6			
	1.590	.190	1.900	1.600	16	34	1-102619-5			
	1.490	.190	1.800	1.500	15	32	1-102619-4			
	1.390	.190	1.700	1.400	14	30	1-102619-3			
	1.290	.190	1.600	1.300	13	28	1-102619-2			
	1.190	.190	1.500	1.200	12	26	1-102619-1			
OBSOLETE	1.090	.190	1.400	1.100	11	24	1-102619-0			
	.990	.190	1.300	1.000	10	22	102619-9			
	.890	.190	1.200	.900	9	20	102619-8			
	.790	.190	1.100	.800	8	18	102619-7			
	.690	.190	1.000	.700	7	16	102619-6			
	.590	.190	.900	.600	6	14	102619-5			
	.490	.190	.800	.500	5	12	102619-4			
	.390	.190	.700	.400	4	10	102619-3			
	.290	.190	.600	.300	3	8	102619-2			
	.190	.190	.500	.200	2	6	102619-1			

6 SUPERCEDED BY 5-102619-7

THIS DRAWING IS A CONTROLLED DOCUMENT.

DIMENSIONS: INCHES	TOLERANCES UNLESS OTHERWISE SPECIFIED:	DIN R BROWN 16AUG05	APVD J GEFSEFORD 16AUG05	NAME	SIZE	SCALE	RESTRICTED TO
0 PLC ± -	1 PLC ± -	2 PLC ± -	3 PLC ± -	4 PLC ± -	ANGLES ± -	SEE TABLE	WEIGHT
MATERIAL		FINISH	SEE TABLE	WEIGHT	—	A1 00779 C=102619	—
CUSTOMER DRAWING		SCALE	4:1	SHEET	1 OF 1	REV	K1

THIS DRAWING IS A CONTROLLED DOCUMENT. TOL R BROWN 16AUG05 APVD J GEFSEFORD 16AUG05 NAME HDR ASSY, MOD II, SHROUDED, 4 SIDES, DBL ROW, VERTICAL, .100X.100 CL, WITH .025 SQ. POSTS

THIS DRAWING IS UNPUBLISHED. RELEASED FOR PUBLICATION. © COPYRIGHT BY TYCO ELECTRONICS CORPORATION. ALL RIGHTS RESERVED.

THIS DRAWING IS UNPUBLISHED. RELEASED FOR PUBLICATION. © COPYRIGHT BY TYCO ELECTRONICS CORPORATION. ALL RIGHTS RESERVED.