

STACKED MOD JK ASSY, 8 POSN

1. PURPOSE 目的

Define the packaging specification and packaging method of STACKED MOD JK ASSY, 8 POSN.

訂定 STACKED MOD JK ASSY, 8 POSN 产品之包装规格及包装方式。

2. APPLICABLE PRODUCT 适用范围

TYPE	Product Part No.	Description	
TYPE A	5569256-1	STACKED MOD JK ASSY,2*3 PORT,,8 POSN,SHLD,PCB GND,CAT 5	
	569256-1	STACKED MOD JK ASSY,2*3 PORT,,8 POSN,SHLD,PCB GND,CAT 5	
TYPE B	5569264-1	STACKED MOD JK ASSY,2*8 PORT,,8 POSN,SHLD,PNL GND,CAT 5	
	569264-1	STACKED MOD JK ASSY,2*8 PORT,,8 POSN,SHLD,PNL GND,CAT 5	
	1/0-5569262-1	STACKED MOD JK ASSY,2*4 PORT,,8 POSN,SHLD,PNL GND,CAT 5	
	2007105-1	STACKED MOD JK, 2x4 PORT, 8 POSN, SHLD, PNL GND, CAT 5	
	1/0-569262-1	STACKED MOD JK ASSY,2*4 PORT,,8 POSN,SHLD,PNL GND,CAT 5	
	1-569262-2	STACKED MOD JK ASSY,2*4 PORT,,8 POSN,SHLD,PNL GND,CAT 5	
	569259-1	STACKED MOD JK ASSY,2*8 PORT,,8 POSN,SHLD,PCB GND,CAT 5	
	5569259-1	STACKED MOD JK ASSY,2*8 PORT,,8 POSN,SHLD,PCB GND,CAT 5	
	5569257-1	STACKED MOD JK ASSY,2*4 PORT,,8 POSN,SHLD,PCB GND,CAT 5	
	569257-1	STACKED MOD JK ASSY,2*4 PORT,,8 POSN,SHLD,PCB GND,CAT 5	
	5569254-1	STACKED MOD JK ASSY,2*8 PORT,,8 POSN,UNSHLD,CAT 5	
	569254-1	STACKED MOD JK ASSY,2*8 PORT,,8 POSN,UNSHLD,CAT 5	
	5569252-1	STACKED MOD JK ASSY,2*4 PORT,,8 POSN,UNSHLD,CAT 5	
	569252-1	STACKED MOD JK ASSY,2*4 PORT,,8 POSN,UNSHLD,CAT 5	
	5406495-1	STACKED MOD JK ASSY,2*8 PORT,,8 POSN,SHLD,PNL GND,CAT 5	
	406495-1	STACKED MOD JK ASSY,2*8 PORT,,8 POSN,SHLD,PNL GND,CAT 5	
	TYPE C	5569260-1	STACKED MOD JK ASSY,2*2 PORT,,8 POSN,SHLD,PNL GND,CAT 5
		569260-1	STACKED MOD JK ASSY,2*2 PORT,,8 POSN,SHLD,PNL GND,CAT 5
5569255-1		STACKED MOD JK ASSY,2*2 PORT,,8 POSN,SHLD,PCB GND,CAT 5	
569255-1		STACKED MOD JK ASSY,2*2 PORT,,8 POSN,SHLD,PCB GND,CAT 5	
2007104-1		STK MJ ASSY,8POS,2X2,SHLD,CAT5	
569250-1		STACKED MOD JK ASSY,2*2 PORT,,8 POSN,UNSHLD,CAT 5	
5569250-1		STACKED MOD JK ASSY,2*2 PORT,,8 POSN,UNSHLD,CAT 5	

DR Sam Wu	CHK Abao Liang	APVD Ansin Yang
---------------------	--------------------------	---------------------------

2. APPLICABLE PRODUCT 适用范围

TYPE	Product Part No.	Description
TYPE D	569813-1	STACKED MOD JK ASSY,2*3 PORT,,8 POSN,SHLD,PNL GND
	5569813-1	STACKED MOD JK ASSY,2*3 PORT,,8 POSN,SHLD,PNL GND
	5569261-1	STACKED MOD JK ASSY,2*3 PORT,,8 POSN,SHLD,PNL GND,CAT 5
	569261-1	STACKED MOD JK ASSY,2*3 PORT,,8 POSN,SHLD,PNL GND,CAT 5
	5569251-1	STACKED MOD JK ASSY,2*3 PORT,,8 POSN,UNSHLD,CAT 5
	569251-1	STACKED MOD JK ASSY,2*3 PORT,,8 POSN,UNSHLD,CAT 5
TYPE E	1368168-1~10	STACKED MOD JK ASSY 2X1,2POSN,RJ45,SHLD,PNL GND CAT5
	6368168-1/2/4/6	STACKED MOD JK ASSY 2X1,2POSN,RJ45,SHLD,PNL GND CAT5
	1888282-1	STACKED MOD JK ASSY,2X1 2POSN,RJ45,SHLD,PNL GND,CAT 5
	5569450-1	STACKED MOD JK ASSY,2*1 PORT,,8 POSN,UNSHLD,CAT 5
	569450-1	STACKED MOD JK ASSY,2*1 PORT,,8 POSN,UNSHLD,CAT 5
	5569381-1/2	STACKED MOD JK ASSY,2*1 PORT,,8 POSN,SHLD,PNL GND,CAT 5
	569381-1	STACKED MOD JK ASSY,2*1 PORT,,8 POSN,SHLD,PNL GND,CAT 5
	569380-1	STACKED MOD JK ASSY,2*1 PORT,,8 POSN,SHLD,PCB GND,CAT 5
	5569380-1	STACKED MOD JK ASSY,2*1 PORT,,8 POSN,SHLD,PCB GND,CAT 5
	1888272-1/2/3/4	2X1 OFFSET ST/JK WITH LEDS
	1888653-1/2/3/4/5	2X1 OFFSET ST/JK WITH LEDS
	2007022-1	STK MJ ASSY,8POS,2X1,SHLD,CAT5
	1888278-1/2	2X1 OFFSET STACK JACK
	1888652-1/2	2X1 OFFSET STACK JACK

3. PACKAGING MATERIAL 包装材料

Package	Part No.	Description	Usage				
			TYPE A	TYPE B	TYPE C	TYPE D	TYPE E
INNER	698616-1	TRAY	1/20	1/10	-	-	-
	698631-1	TRAY	-	-	1/30	-	-
	698621-1	TRAY	-	-	-	1/24	-
	698620-1	TRAY	-	-	-	-	1/45
	623853-1	TAPE	2.0MR/20	2.0MR/10	3.5MR/30	5.0MR/24	3.5MR/45
	623853-2	PE film	50 mm / 1 pcs (only for X-569262-1; X-5569262-1; 569257-1; 5569257-1)				
	1533154-1	MIRROR MAT	1/5(only for 5569252-1, 569252-1)				
	623865-4	INNER LABEL	1/20	1/10	1/30	1/24	1/45
MIDDLE	-	-	-	-	-	-	
OUTER	999694-1	BOX(330x241x165)	1/100	1/50	1/150	1/120	1/225
	1533283-3	PE BAG	1/150 (Only for 2007104/105-1)				
	5-623124-0	DESICCANT(50g)	2/150 (Only for 2007104/105-1)				
	623865-1	OUTER LABEL	1/100	1/50	1/150	1/120	1/225

3. PACKAGING MATERIAL 包装材料

	Inner	Middle	Outer
LABEL	623865-4	-	623865-1
SEALING	-	-	Tape

4. PACKAGING QUANTITY 包装数量

Part No.	Inner	Middle	Outer
TYPE A	20 pcs/tray	-	100 pcs/box
TYPE B	10 pcs/tray	-	50 pcs/box
TYPE C	30 pcs/tray	-	150 pcs/box
TYPE D	24 pcs/tray	-	120 pcs/box
TYPE E	45 pcs/tray	-	225 pcs/box

5. PACKING METHOD 包装方法

For 2007104/105-1:

5.1. Put the specified parts as 4 into slots of tray.

按4中指定数量将产品依次放入TRAY槽中。

5.2. Seal the tray & snap buttons and ensure the four edges closure.

合上TRAY、扣上扣子, 并确认TRAY之四边已咬合紧密。

5.3. Place an inner label to the right connor of tray.

将内标签贴在 TRAY 的右上角。

5.4. Wrap tray with tape.

用胶带将TRAY固定。

方法：在如下图4所示位置沿间隔槽方向各缠上三圈白胶带。

5.5. Place two bags of desiccants & five trays of product into a bag & heat seal it.

将2袋干燥剂(PN:5-623124-0)和装满产品的5个tray放入袋中并热封其开口。

5.6. Set up the shippingbox and close the bottom with tape.

折叠好一个纸箱, 并用胶带封好箱底。

5.7. Place one bag of trays with products into the shippingbox.

将一袋装好产品的tray放入箱中。

5.8. Seal the box with tape. And place product identification label in "product id" marked on box.

用胶带封箱, 在箱外印有“PRODUCT ID”标识处贴上外标签。

5. PACKING METHOD 包装方法

For others:

Only for X-569262-1; X-5569262-1; 569257-1; 5569257-1 ;

Cover the shell with about 50mm PE film(623853-2). See picture 1.

如下图1所示用大约50毫米的透明薄膜(623853-2)将产品的Shell贴有D/C标签的一面覆盖住。



图 1

5.1. Put the specified parts as 4 into slots of tray.

按4中指定数量将产品依次放入TRAY槽中。

Only for 5569252-1 & 569252-1 ;

5.1.1b. Place one piece of mirror mat on the top of per row products(see: picture 2).

如下图2所示在每排产品的上面各放一块珍珠绵(每5pcs用一块珍珠绵)。



图 2

5.2. Seal the tray & snap buttons and ensure the four edges closure.

合上TRAY、扣上扣子, 并确认TRAY之四边已咬合紧密。

5.3. Place an inner label to the right connor of tray.

将内标签贴在 TRAY 的右上角。

5. PACKING METHOD 包装方法

5.4. Wrap tray with tape.

用胶带将TRAY固定。

方法：在如下图3、4、5所示位置沿间隔槽方向各缠上三圈白胶带。

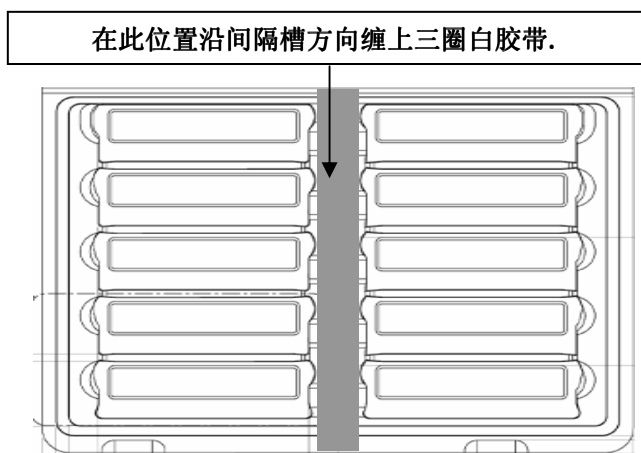


图3: TAPE A & B

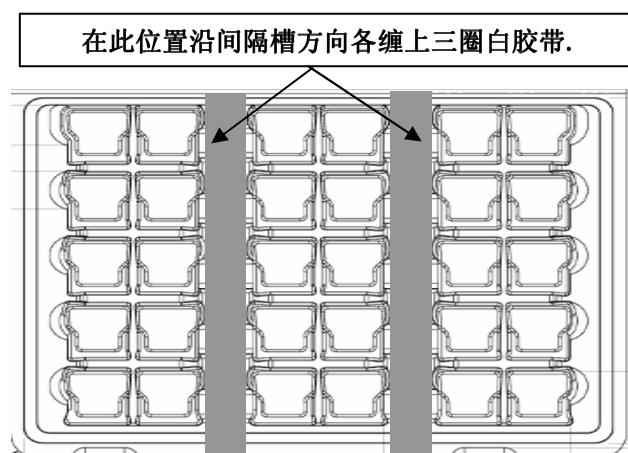


图4: TAPE C & E

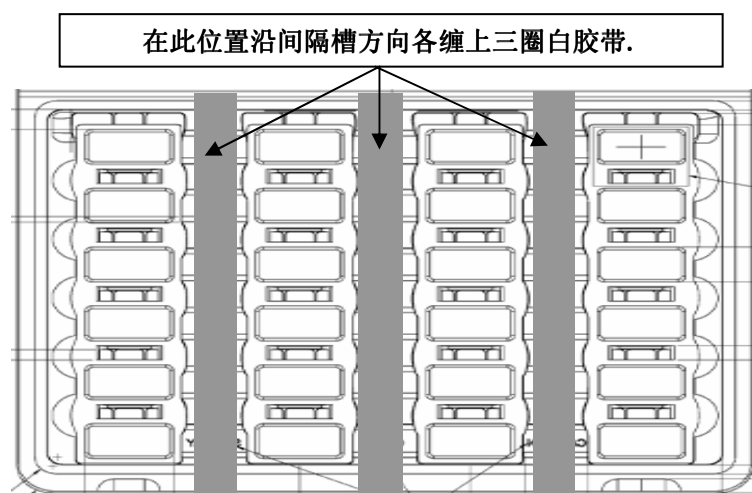


图5: TAPE D

5.5. Set up the shippingbox and close the bottom with tape.

折叠好一个纸箱, 并用胶带封好箱底。

5.6. Place 5 trays of products into the shippingbox.

放五个装好产品的TRAY于箱中。

5.7. Seal the box with tape. And place product identification label in "product id" marked on box.

用胶带封箱, 在箱外印有“PRODUCT ID”标识处贴上外标签。

注：对出货至华为客户的产品需要在外箱上贴一张客户标签(具体内容请参照打标签样板处), 标签物料编号为623865-2。贴法：贴在与外箱标签对应侧面的右上角的位置。