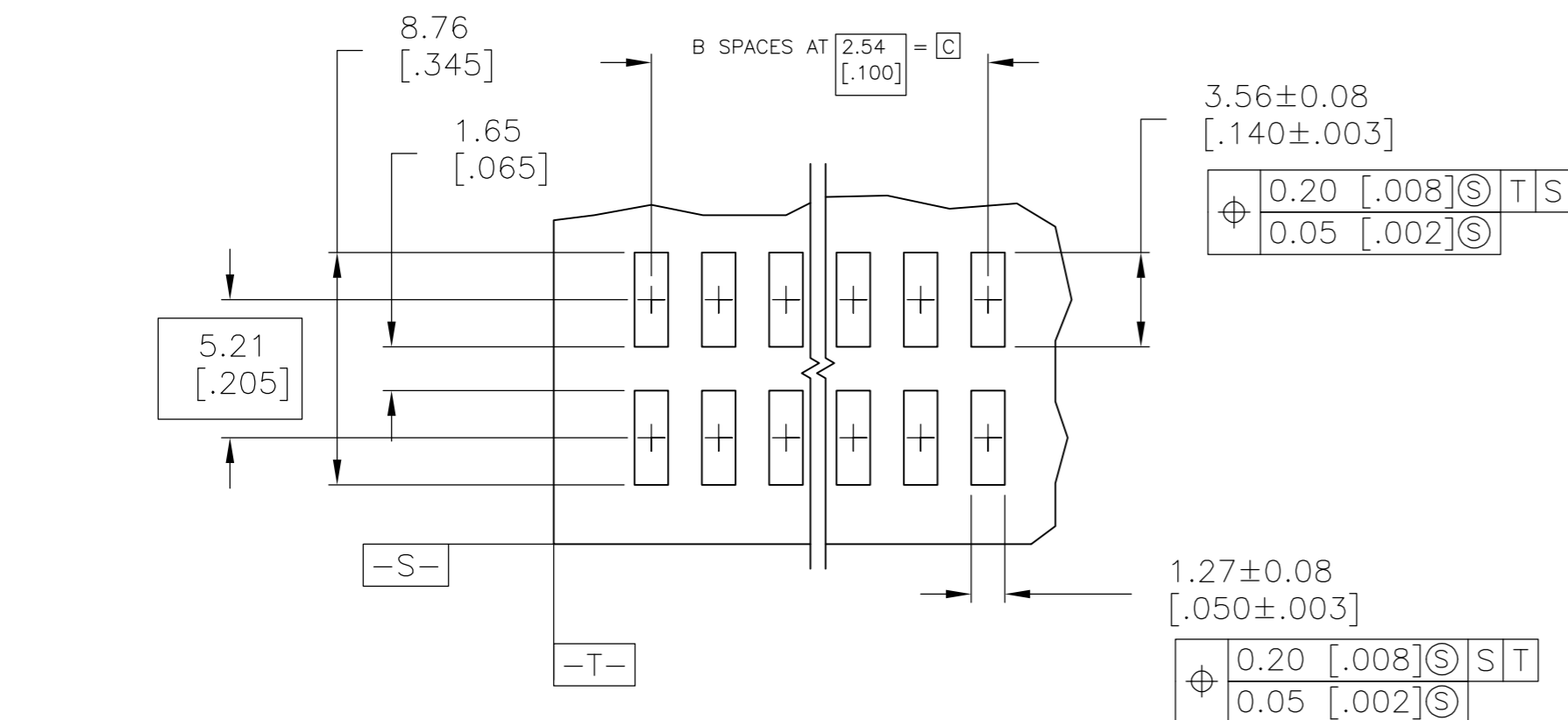
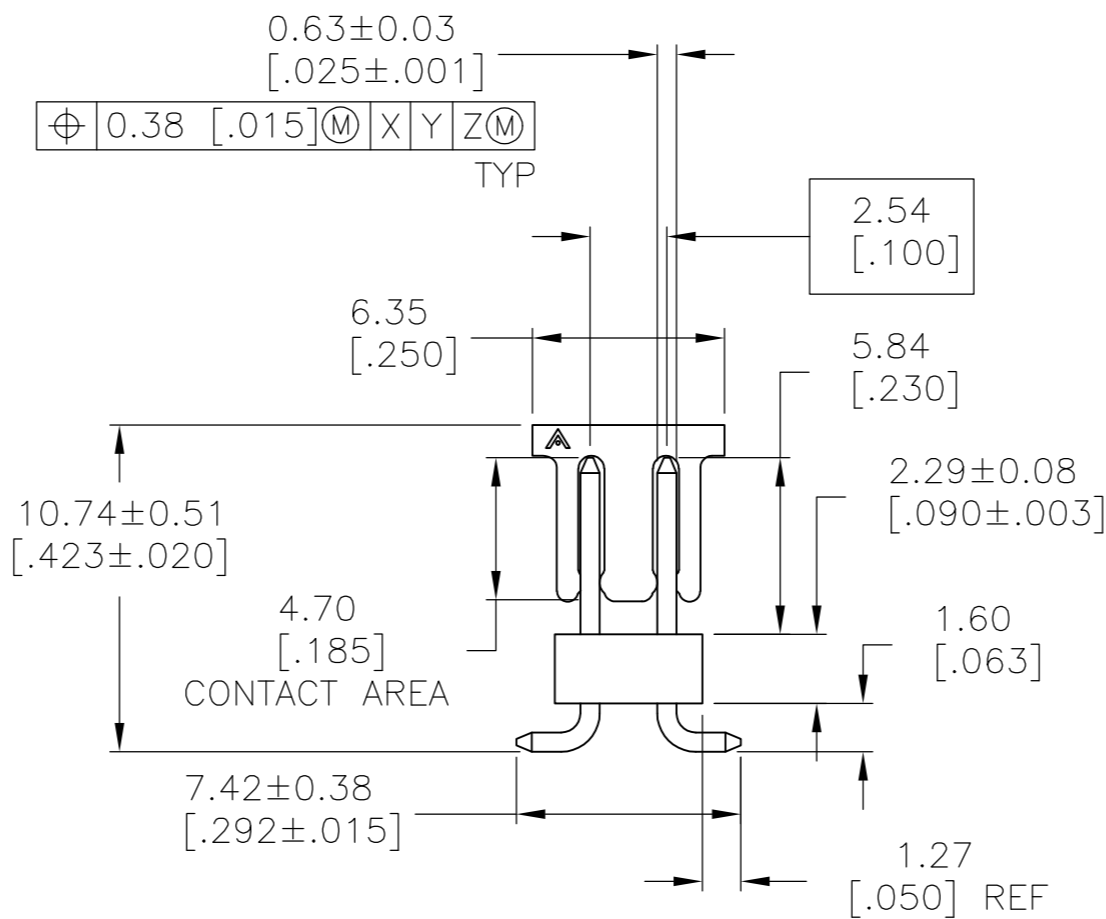
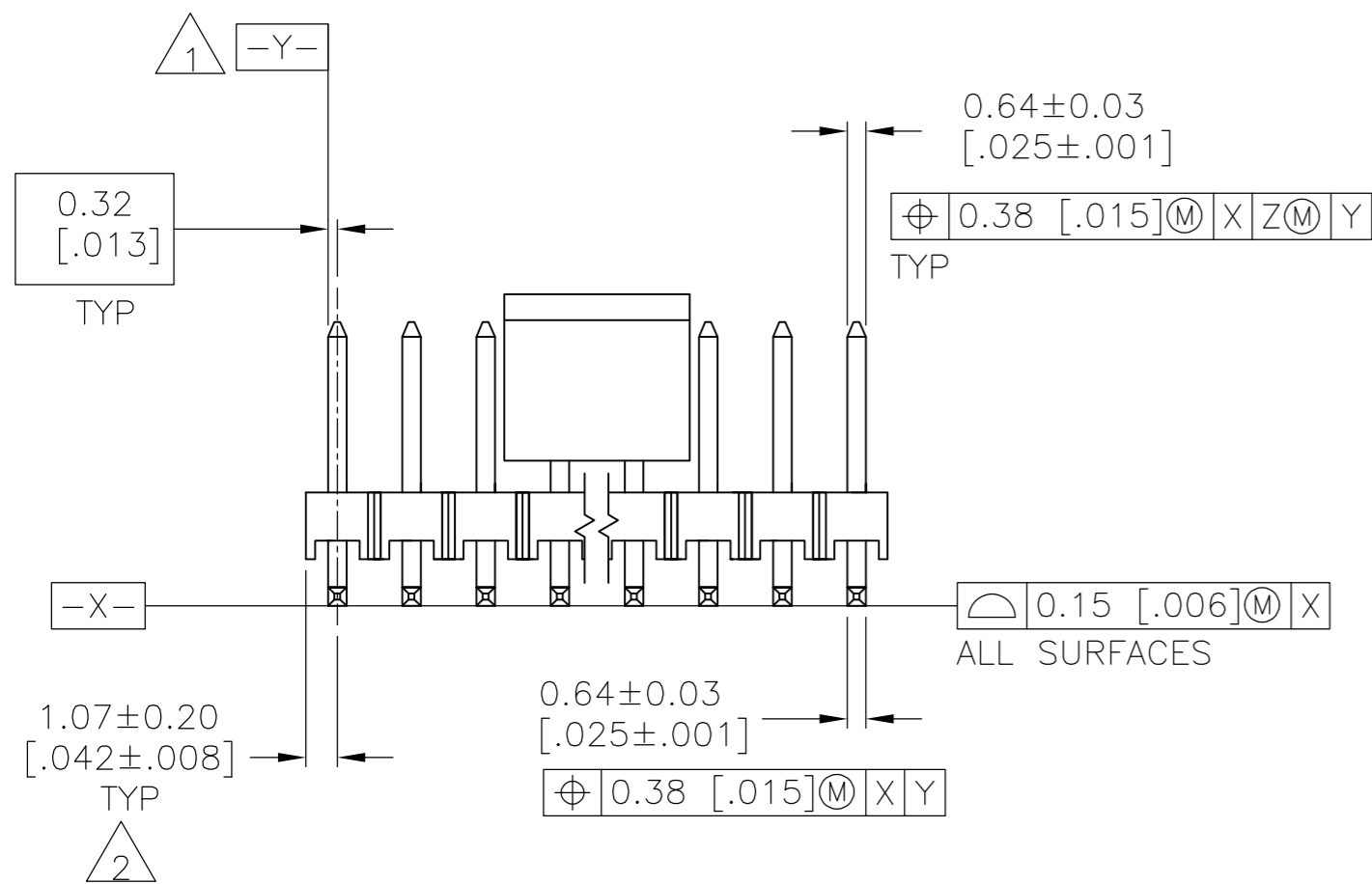
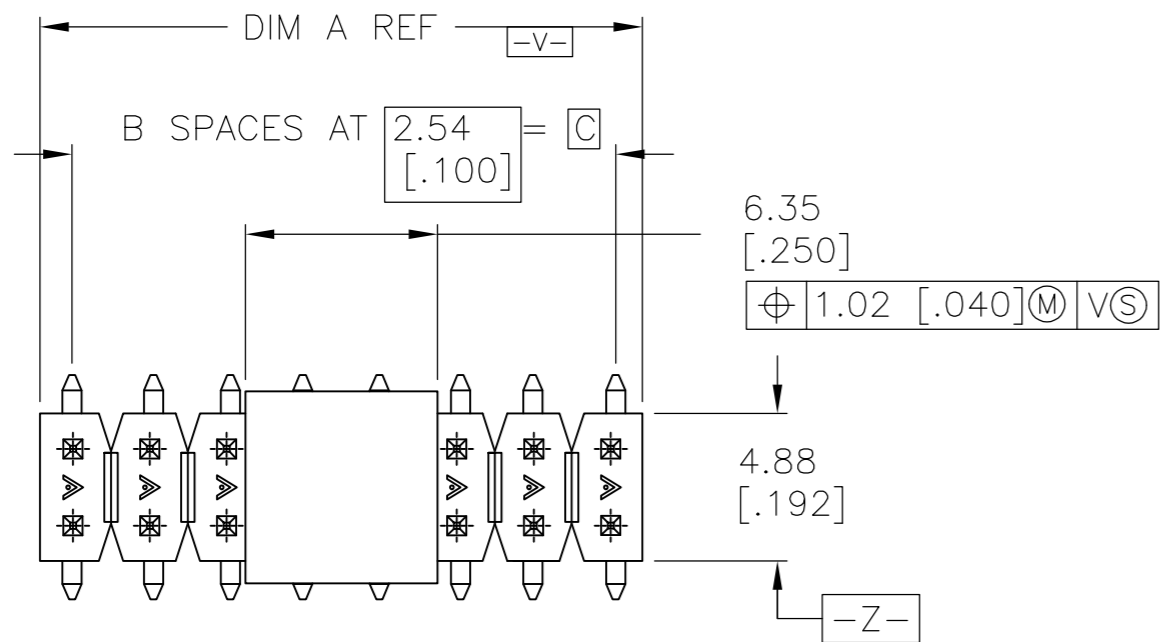


THIS DRAWING IS UNPUBLISHED. RELEASED FOR PUBLICATION
 © COPYRIGHT BY TYCO ELECTRONICS CORPORATION. ALL RIGHTS RESERVED.

LOC		DIST		REVISIONS			
AD	00	P	LTR	DESCRIPTION	DATE	DWN	APVD
		P1		REVISED PER ECO-09-021826	07JAN10	KK	AEG



RECOMMENDED PCB LAYOUT
 FOR USE WITH 0.20 [.008] THICK STENCIL

- 1 -Y- SHALL BE THE INTERSECTION OF THE POST AND THE HOUSING.
- 2 THE NOTED DIMENSION APPLIES FROM THE BASIC DIMENSION (NOT THE POST CENTERLINE) TO THE SURFACE INDICATED.
- 3 0.000762[.000030] GOLD ON CONTACT AREA, 0.00254-0.00508[.000100-.000200] MATTE TIN-LEAD ON SOLDER TAIL, ALL OVER 0.00127[.000050] NICKEL.
- 4. PACKAGED IN TAPE AND REEL PER EIA-481 SPECIFICATIONS. SEE TABLE FOR TAPE WIDTH.
- 5 HOUSING: LCP, COLOR-BLACK. POST: PHOS. BRONZE. PICK AND PLACE CAP: PPA COLOR-BLACK.
- 6 PRELIMINARY PART - NOT RELEASED FOR PRODUCTION.
- 7 0.000762[.000030] GOLD ON CONTACT AREA, 0.00254-0.00508[.000100-.000200] MATTE TIN ON SOLDER TAIL, ALL OVER 0.00127[.000050] NICKEL.
- 8 OBSOLETE
- 9 OBSOLETE PARTS: OBSOLETE CIS STREAMLINING PER D.RENAUD/D.SINISI

7	44mm	30.48 [1.200]	12	32.61 [1.284]	26	6-147279-0
7	44mm	17.78 [.700]	7	19.91 [.784]	16	5-147279-9
9	24mm	12.7 [.500]	5	14.83 [.584]	12	5-147279-8
7	24mm	7.62 [.300]	3	9.75 [.384]	8	5-147279-7
9	44mm	27.94 [1.100]	11	30.07 [1.184]	24	5-147279-6
7	44mm	22.86 [.900]	9	24.99 [.984]	20	5-147279-5
7	24mm	2.54 [.100]	1	4.67 [.184]	4	5-147279-4
7	32mm	15.24 [.600]	6	16.46 [.684]	14	5-147279-3
7	24mm	10.16 [.400]	4	12.29 [.484]	10	5-147279-2
7	24mm	5.08 [.200]	2	7.21 [.284]	6	5-147279-1
8	24mm	5.08 [.200]	2	7.21 [.284]	6	1-147279-1
9	SUPERCEDED BY 6-147279-0					
3	44mm	30.48 [1.200]	12	32.61 [1.284]	26	1-147279-0
3	44mm	17.78 [.700]	7	19.91 [.784]	16	147279-9
9	24mm	12.7 [.500]	5	14.83 [.584]	12	147279-8
3	24mm	7.62 [.300]	3	9.75 [.384]	8	147279-7
3	44mm	27.94 [1.100]	11	30.07 [1.184]	24	147279-6
3	44mm	22.86 [.900]	9	24.99 [.984]	20	147279-5
3	24mm	2.54 [.100]	1	4.67 [.184]	4	147279-4
3	32mm	15.24 [.600]	6	16.46 [.684]	14	147279-3
3	24mm	10.16 [.400]	4	12.29 [.484]	10	147279-2
3	24mm	5.08 [.200]	2	7.21 [.284]	6	147279-1
PLATING	TAPE WIDTH	C	B	A	NO OF POSN	PART NUMBER

THIS DRAWING IS A CONTROLLED DOCUMENT.

DIMENSIONS: mm [INCHES]

TOLERANCES UNLESS OTHERWISE SPECIFIED:

0 PLC	± -
1 PLC	± -
2 PLC	± -
3 PLC	± 0.13 [.005]
4 PLC	± -
ANGLES	± -
FINISH	SEE TABLE

MATERIAL: 5

APVD: J. GESFORD

CHK: J. GESFORD

DWN: B. HAYMAKER

10JUL00

10JUL00

10JUL00

10JUL00

NAME: SURF. MT. HDR. ASSY, MOD II, B/W, VERT, D/R, .100 x .100 C/L, .025 SQ POST, W/ PICK AND PLACE CAP

SIZE: A2

CAGE CODE: 00779

DRAWING NO: C=147279

RESTRICTED TO: -

SCALE: 4:1

SHEET: 1 OF 1

REV: P1

CUSTOMER DRAWING

Tyco Electronics Corporation
 Harrisburg, Pa 17105-3608