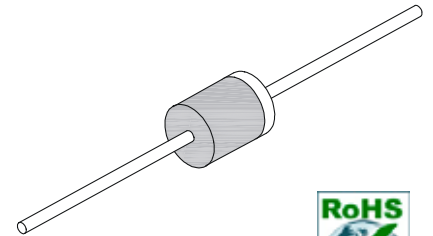


6.0A Standard Rectifier

Features

- Low Forward Voltage Drop
- Low Reverse Leakage
- High Surge Current Capability
- High Reliability
- High Temperature Soldering Guaranteed 260°C/10 seconds
.375" (9.5mm) lead length, 5lbs (2.3kg) tension
- RoHS compliant



T6



Mechanical Data

Case:	Molded Plastic
Epoxy:	Meets UL 94V-0 flammability rating
Terminals:	Axial leads, solderable per MIL-STD-202E, Method 208C
Polarity:	Cathode indicated by color band
Weight:	0.06 ounce, 1.7grams

Maximum Ratings ($T_{Ambient}=25^{\circ}C$ unless noted otherwise)

Symbol	Description	T6A05	T6A10	T6A20	T6A40	T6A60	T6A80	T6A100	Unit
VRRM	Maximum Repetitive Peak Reverse Voltage	50	100	200	400	600	800	1000	V
VRMS	Maximum RMS Voltage	35	70	140	280	420	560	700	V
VDC	Maximum DC Blocking Voltage	50	100	200	400	600	800	1000	V
IO(AV)	Maximum Average Forward Rectified Current @Ta=60° C	6.0							A
IFSM	Peak Forward Surge Current (Note1)	250							A
TJ	Operating Junction Temperature Range	-65 to +150							° C
TSTG	Storage Temperature Range	-65 to +150							° C

6.0A Standard Rectifier

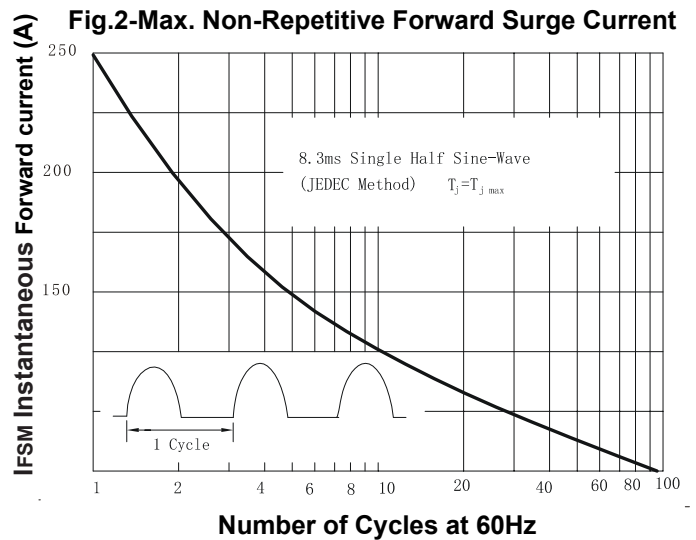
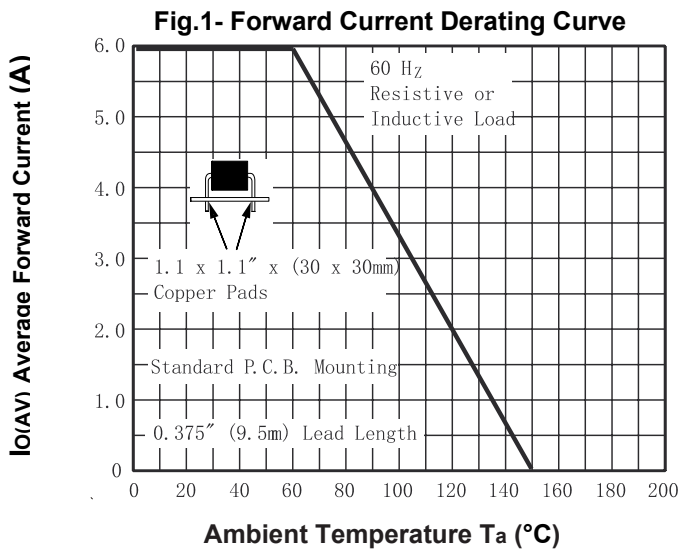
T6A05 - T6A100

Electrical Characteristics ($T_{Ambient}=25^{\circ}C$ unless noted otherwise)

Symbol	Description	T6A05	T6A10	T6A20	T6A40	T6A60	T6A80	T6A100	Unit
V_F	Maximum Forward Voltage @ $I_F=6.0A$	0.95							V
I_R	Maximum DC Reverse Current at Rated DC Blocking Voltage	$T_A=25^{\circ}C$			5.0				μA
		$T_A=100^{\circ}C$			50				
C_J	Typical Junction Capacitance (Note2)	100							pf
$R_{\theta-JA}$	Maximum Thermal Resistance (Note3)	10							$^{\circ}C/W$

- Note:**
1. 8.3ms single half sine-wave superimposed on rated load (JEDEC method)
 2. Measured at 1MHz and applied reverse voltage of 4.0Volts D.C.
 3. Thermal resistance from junction to ambient at .375" (9.5mm) lead length.

Typical Characteristics Curves



6.0A Standard Rectifier

T6A05 - T6A100

Fig.3-Typical Instantaneous Forward Characteristics

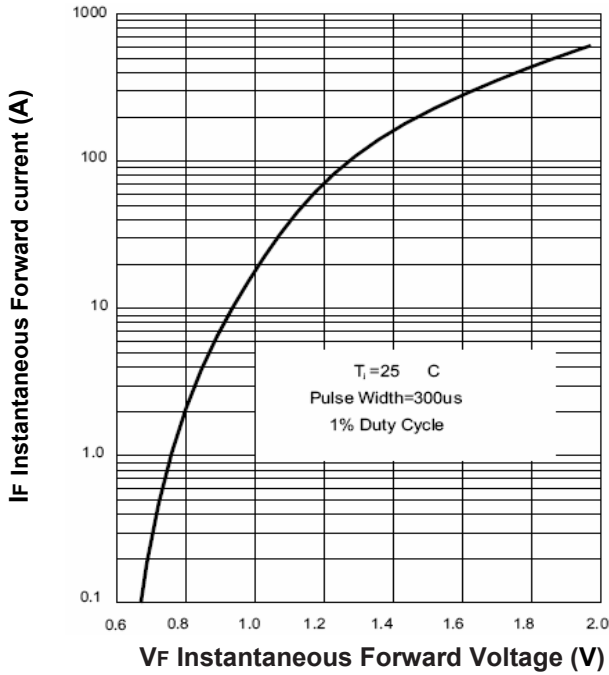


Fig.4- Typical Reverse Characteristics

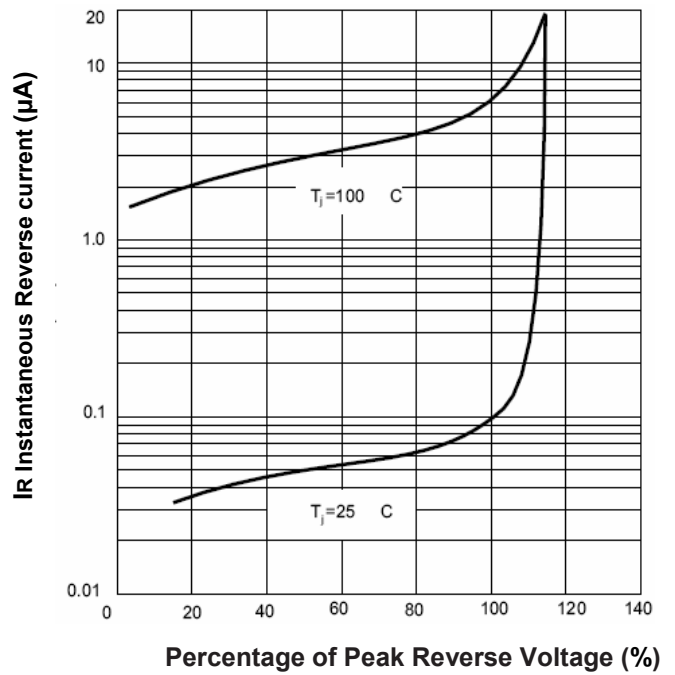
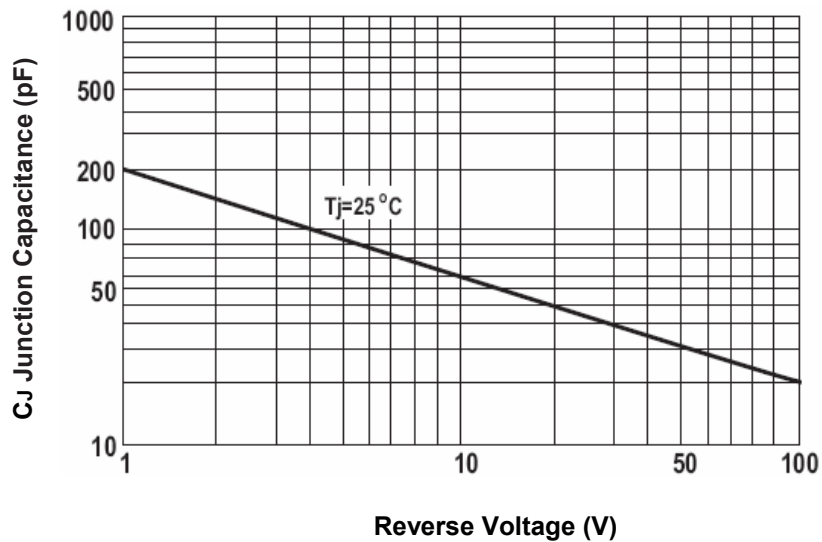


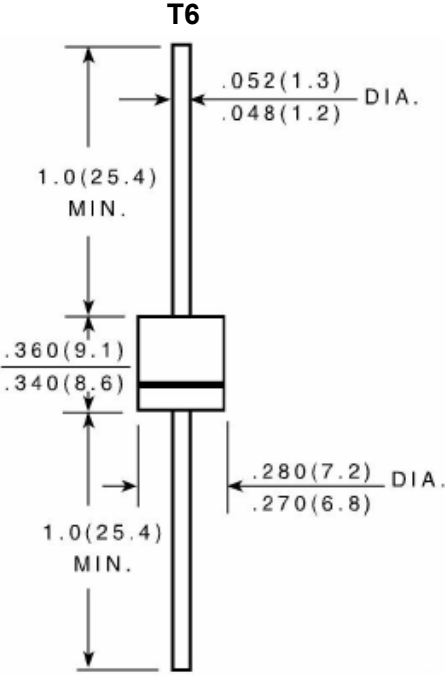
Fig.5-Typical junction capacitance



6.0A Standard Rectifier

T6A05 - T6A100

Dimensions in inches (mm)



Marking Information:

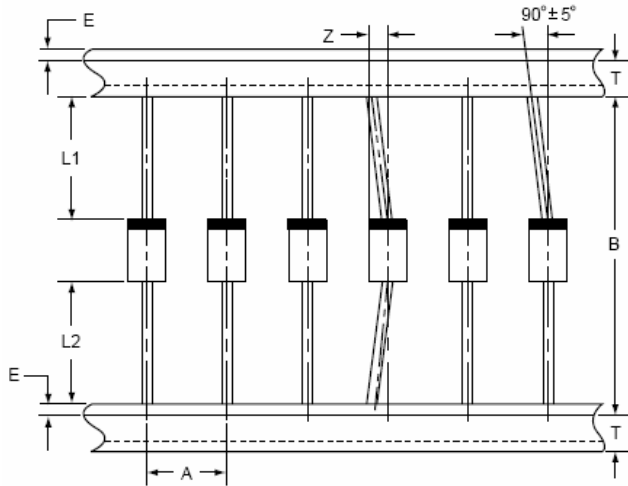


6.0A Standard Rectifier

T6A05 - T6A100

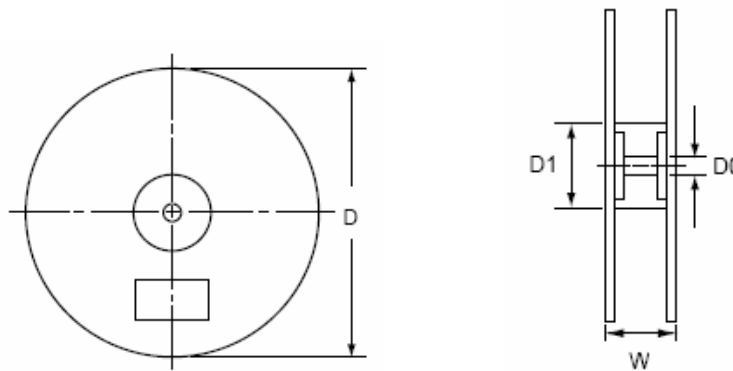
Packing Information:

Carrier Tape Dimensions (in mm)



Components Outline	A	B	L1- L2	T	E	Z
T6	10±0.5	52.4+1.5/-0.4	Max.1.0	6.0±0.4	Max.0.8	Max.1.2

Reel Dimensions (in mm)



D	D0	D1	W
330.0	30.0±5.0	85.7±5.0	79.0±1.0

6.0A Standard Rectifier

T6A05 - T6A100

Packing Quantity Information:

Type	PCS per Inner Box	PCS per Carton
-TR30 Tape & Reel	1000/Reel	4000
-BL Bulk	400	9600
-AR Ammo	400	7200

Carton Information:

Type	Carton Size
-TR30 Tape & Reel	360 X 350 X 345 (in mm)
-BL Bulk	360 X 325 X 295 (in mm)
-AR Ammo	500 X 280 X 305(in mm)

How to contact us:

US HEADQUARTERS

28040 WEST HARRISON PARKAWAY, VALENCIA, CA 91355-4162

Tel: (800) TAITRON (800) 824-8766 (661) 257-6060

Fax: (800) TAITFAX (800) 824-8329 (661) 257-6415

Email: taitron@taitroncomponents.com

Http://www.taitroncomponents.com

TAITRON COMPONENTS MEXICO, S.A .DE C.V.

BOULEVARD CENTRAL 5000 INTERIOR 5 PARQUE INDUSTRIAL ATITALAQUIA, HIDALGO C.P.
42970 MEXICO

Tel: +52-55-5560-1519

Fax: +52-55-5560-2190

TAITRON COMPONETS INCORPORATED E REPRESENTAÇÕES DO BRASIL LTDA

RUA DOMINGOS DE MORAIS, 2777, 2.ANDAR, SALA 24 SAÚDE - SÃO PAULO-SP 04035-001 BRAZIL

Tel: +55-11-5574-7949

Fax: +55-11-5572-0052

TAITRON COMPONETS INCORPORATED, SHANGHAI REPRESENTATIVE OFFICE

CROSS REGION PLAZA, 899 LINLING ROAD, SUITE 18C, SHANGHAI, 200030, CHINA

Tel: +86-21-5424-9942

Fax: +86-21-5424-9931