

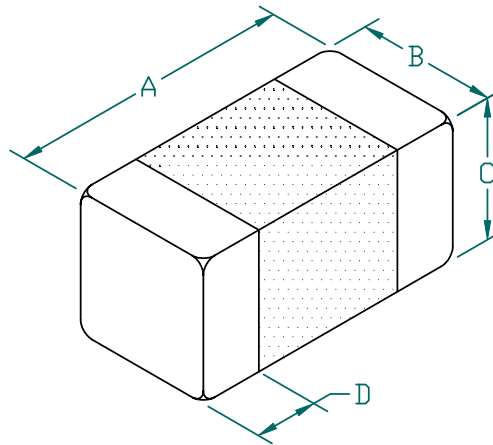
HZ0603B102R-10



UNCONTROLLED DOCUMENT

PHYSICAL DIMENSIONS:

A	1.60 [.063]	+ 0.15	-.006	[.006]
B	0.80 [.031]	+ 0.15	-.006	[.006]
C	0.80 [.031]	+ 0.15	-.006	[.006]
D	0.36 [.014]	+ 0.15	-.006	[.006]

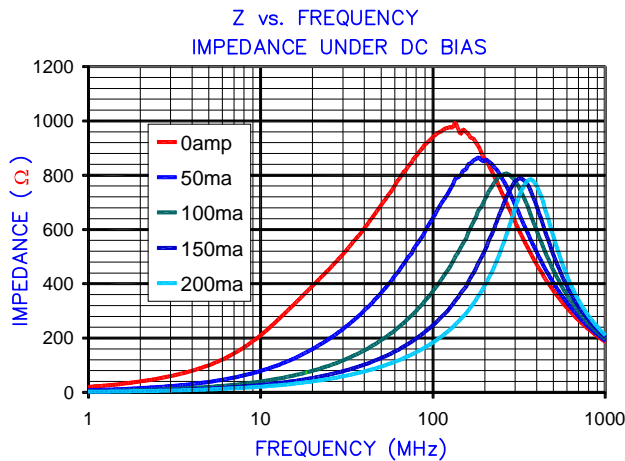


ELECTRICAL CHARACTERISTICS:

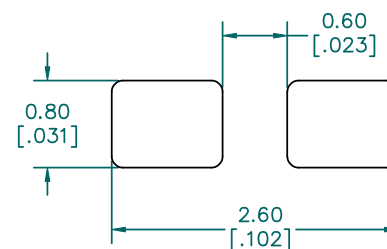
	Z @ 100MHz (Ω)	DCR (Ω)	Rated Current
Nominal	1000		
Minimum	750		
Maximum	1250	0.60	200 mA

NOTES: UNLESS OTHERWISE SPECIFIED

1. TAPED AND REELED per CURRENT EIA SPECIFICATIONS 7" REELS, 4000 PCS/REEL.
2. COMPONENTS SHOULD BE ADEQUATELY PREHEATED BEFORE SOLDERING.

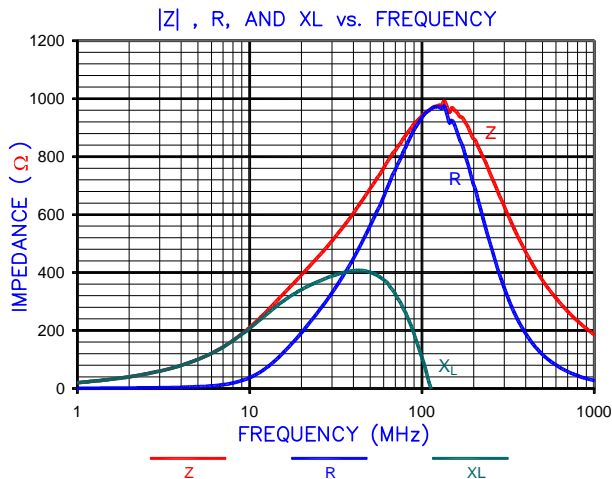
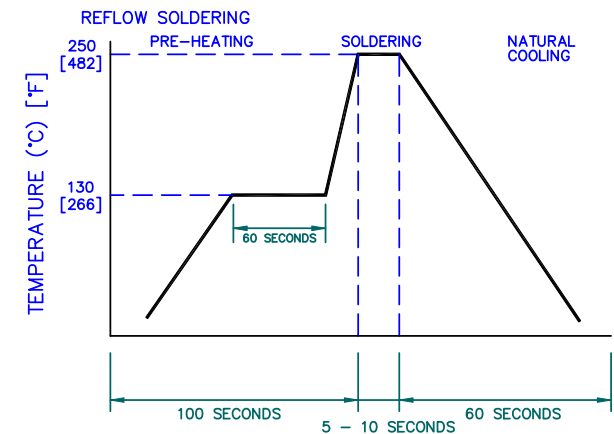


LAND PATTERNS FOR REFLOW SOLDERING



(For wave soldering, add 0.762 [0.030] to this dimension)

RECOMMENDED SOLDERING CONDITIONS



DIMENSIONS ARE IN mm [INCHES].

THIS DOCUMENT CONTAINS INFORMATION WHICH IS PROPRIETARY AND CONFIDENTIAL TO STEWARD. NO PRODUCTION OR PUBLICATION OF THIS DOCUMENT IN WHOLE OR IN PART SHALL BE MADE WITHOUT WRITTEN AUTHORIZATION FROM STEWARD.

Steward

PROJECT/PART NUMBER: HZ0603B102R-10	REV A	PART TYPE: CO-FIRE	DRAWN BY: JRK
DATE: 03/01/04	SCALE: -	SHEET: 2 of 2	
CAD # HZ0603B102R-10-A	TOOL # -		

REV	DESCRIPTION	DATE	INT
A	ORIGINAL DRAFT	03/01/04	JRK