




SSM-115-L-SH



SSM-120-S-DV



SSM-116-S-SV



Surface
SMT
Mount

.025^{sq} SMT SOCKET SSM SERIES

Mates with:
TSW, MTSW, TST,
TSS, ZST, ZSS, DW,
EW, ZW, TSM

SPECIFICATIONS

For complete specifications and recommended PCB layouts see www.samtec.com?SSM

Insulator Material:
Black Liquid
Crystal Polymer



Contact Material:
Phosphor Bronze

Plating: Au, PdNi or Sn over 50µ" (1,27µm) Ni

Current Rating:
3A @ 80°C ambient (-DV/-SV mated with TSM-DV)

4A @ 80°C ambient (-DH/-SH mated with TSW-D)

Voltage Rating:
475 VAC (-SV/-DV mated with TSW)

450 VAC (-SH/-DH mated with TSM)

Operating Temp Range:
-55°C to +125°C with Gold
-55°C to +105°C with Tin

Contact Resistance:
10 mΩ max

Insertion Depth:
SV/DV is (4,34mm) .171" to (7,24mm) .285" or pass-through from top; (5,56mm) .219" plus board thickness minimum from bottom; SH/DH is (4,34mm) .171" to (6,35mm) .250"

Insertion Force:
(Single contact only)
5oz (1,39N) average

Normal Force:
125 grams (1,21N) average

Withdrawal Force:
(Single contact only)
2oz (0,56N) average

RoHS Compliant:
Yes

Processing:
Max Processing Temp:
230°C for 60 seconds, or
260°C for 20 seconds 3x

Lead-Free Solderable:
Yes

-DH Coplanarity:
Less than 28 positions
(0,15mm) .006" max

More than 27 positions
(0,20mm) .008" max

-SH, -SV, -DV Coplanarity:
(0,15mm) .006" max

Note: Some lengths, styles and options are non-standard, non-returnable.

SSM

1

NO. PINS PER ROW

PLATING OPTION

ROW OPTION

OTHER OPTION

02 thru 36
(-SV, -SH, -DH)

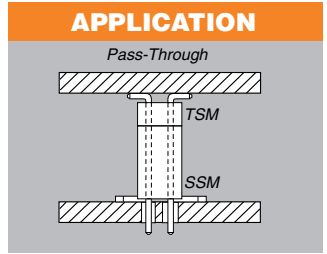
02 thru 40
(-DV)

APPLICATION SPECIFIC OPTION
Alignment Pin available.
Call Samtec.



-L
= 10µ" (0,25µm) Gold on contact, Matte Tin on tail

-S
= 30µ" (0,76µm) Gold on contact, Matte Tin on tail



-BE
= Bottom Entry
(-DV & -SV only)

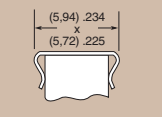
-LC
= Locking Clip
(-DV & -SV only)
Contact Samtec for
-DH & -SH

-K
= (6,50mm) .256" DIA Polyimide film Pick & Place Pad (5 positions min.)
-DV & -SV only

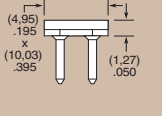
-“XXX”
= Polarized Position
(-BE not available)

-TR
= Tape & Reel Packaging
(29 positions max.)

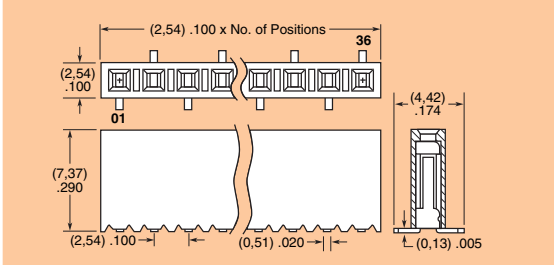
-M
= Metal Pick & Place Pad (5 positions min.)
-DV only



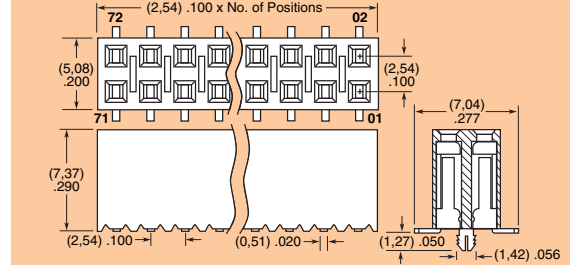
-P
= Plastic Pick & Place Pad (-DV & -SV only) (6 pos. minimum, contact Samtec for availability on smaller positions)



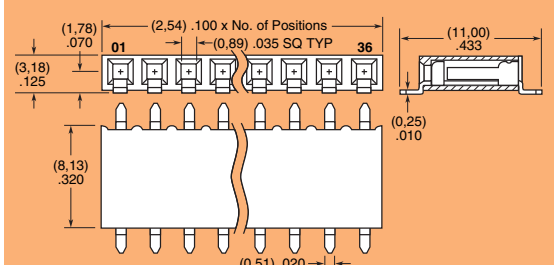
-SV
= Single Row Vertical Pin



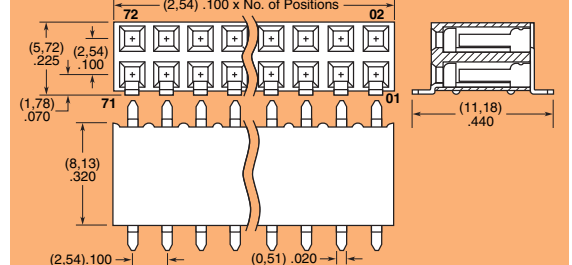
-DV
= Double Row Vertical Pin



-SH
= Single Row Horizontal Pin



-DH
= Double Row Horizontal Pin



Due to technical progress, all designs, specifications and components are subject to change without notice.

WWW.SAMTEC.COM