

DO NOT SCALE FROM THIS PRINT

TABLE 1					
STYLE	"A"	"B"	BODY	TERMINAL	MATED HEIGHT WITH BSE
-01	.1600[4.064] REF	.1680[4.267]	BTE-XXX01-D	T-1S39-01-X	.1980[5.029] REF
-02	.2781[7.064] REF	.2861[7.267]	BTE-XXX02-D	T-1S59-02-X	.3161[8.029] REF
-03	.3962[10.063] REF	.4042[10.267]	BTE-XXX03-D	T-1S39-03-X	.4342[11.029] REF

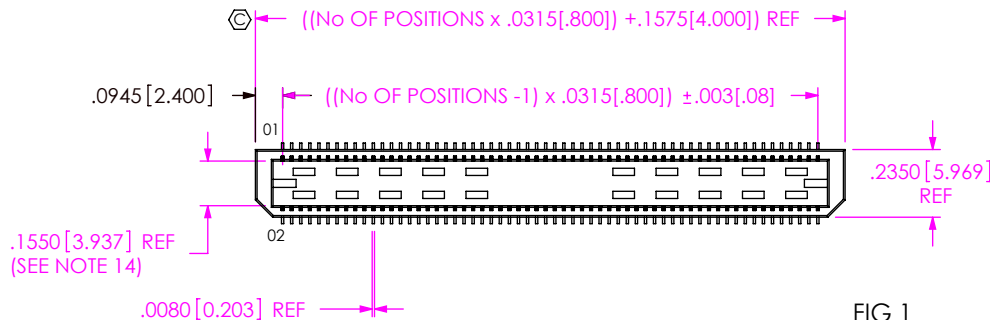
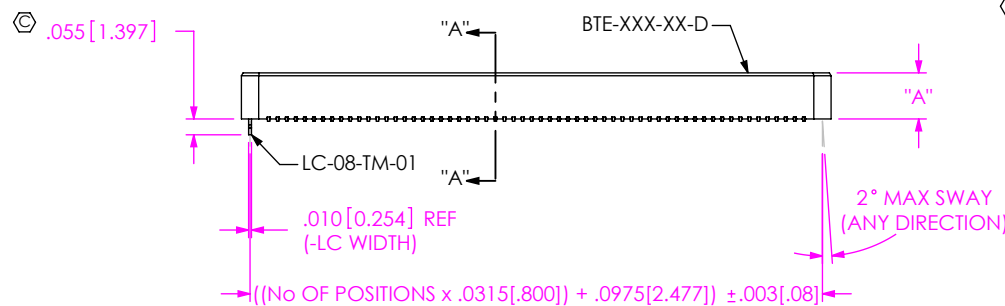
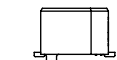


FIG 1
BTE-060-01-X-D-LC SHOWN



-LC: LOCKING CLIP OPTION



.0375 [0.953] REF

BTE-XXX-XX-D-A

.0350 [0.889] DIA REF
((No OF POSITIONS x .0315 [8.000]) + .0975 [2.477]) REF

-A: ALIGNMENT PIN OPTION

NOTES:

1. Ⓢ REPRESENTS A CRITICAL DIMENSION.
2. NOTE DELETED.
3. BURR ALLOWANCE: .0015 [0.038] MAX.
4. NOTE DELETED.
5. MINIMUM PUSHOUT FORCE: 6 OZ.
6. NOTE DELETED.
7. PARTS TO BE MOLD TO POSITION.
8. MAX VARIANCE OF .002 [0.05].
9. BTE-XXX-03-D BODY CAN BE SUBSTITUTED FOR BTE-XXX-03-D-A.
10. -L PLATING CAN BE SUBSTITUTED FOR -F PLATING.
11. NOTE DELETED.
12. NOTE DELETED.
13. DUE TO THE HIGH AMOUNT OF INSERTION FORCE NEEDED, THE -LC OPTION IS NOT COMPATIBLE WITH AUTO PLACEMENT. SAMTEC RECOMMENDS MANUAL PLACEMENT FOR ALL ASSEMBLIES WITH THE -LC OPTION."
14. PIN CAN EXTEND PAST WALL .003 [0.08] MAX.

BTE-XXX-XX-X-D-XX

No OF POSITIONS
-020, -040, -060,
[-080, *-090, -100, -120]
(PER ROW)
*-03, -04 & -08 BODY STYLE ONLY

BODY STYLE
-01: .1680 [4.267]
-02: .2861 [7.264]
-03: .4042 [10.266]
-04: .6010 [15.265]
-05: .7190 [18.263]
-06: .8370 [21.260]
-07: .9542 [24.237]
-08: 1.1511 [29.238]
-09: .5224 [13.269]

OPTION

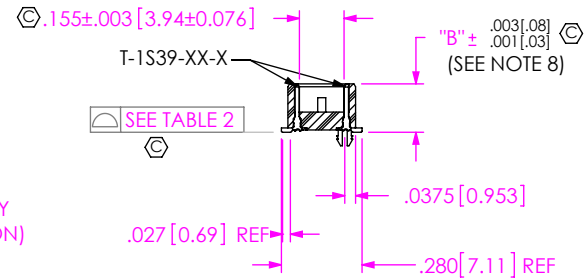
- A: ALIGNMENT PINS (USE BTE-XXX-XX-D-A)
- LC: LOCKING CLIPS (SEE NOTE 13) (USE LC-08-TM-01)
- K: POLYIMIDE FILM (N/A ON STYLES -07 & -08) (USE K-DOT-.276-.375-.005, SEE FIG 2)
- TR: TAPE & REEL (80 POS MAX) [N/A ON STYLE -05, -06, -07 & -08]
- FL: FRICTION LOCK (SEE FIG 4, SHEET 3) (USE BTE-XXX-01-D-X-FL) (AVAIL ON LEAD STYLE -01 ONLY, -020 THRU -100 POSITIONS ONLY)

ROW SPECIFICATION

- D: DOUBLE (USE BTE-XXX-XX-D-X & BTEH-XXX-XX-D-X)

PLATING SPECIFICATION

- F: 3μ" SELECTIVE GOLD IN CONTACT AREA, WITH MATTE TIN TAILS (USE T-1SXX-XX-F) (SEE NOTE 10)
- L: 10μ" SELECTIVE GOLD IN CONTACT AREA, MATTE TIN TAILS (USE T-1SXX-XX-L) (SEE NOTE 10)
- H: 30μ" GOLD IN CONTACT AREA, 3μ" GOLD ON TAIL (USE T-1SXX-XX-H)
- C: 50μ" GOLD IN CONTACT AREA, 3μ" GOLD ON TAIL (USE T-1SXX-XX-C)



SECTION "A"-"A"

TABLE 2	
POSITIONS	COPLANARITY
-20 THRU -60	.004 [.10]
-80 THRU -120	.006 [.15]

UNLESS OTHERWISE SPECIFIED, DIMENSIONS ARE IN INCHES. TOLERANCES ARE:
DECIMALS ANGLES
.XX: ±.01 [.3] 2°
.XXX: ±.005 [.13]
.XXXX: ±.0020 [.051]

PROPRIETARY NOTE

THIS DOCUMENT CONTAINS CONFIDENTIAL AND PROPRIETARY INFORMATION AND ALL DESIGN, MANUFACTURING, REPRODUCTION, USE, PATENT RIGHTS AND SALES RIGHTS ARE EXPRESSLY RESERVED BY SAMTEC, INC. THIS DOCUMENT SHALL NOT BE DISCLOSED, IN WHOLE OR PART, TO ANY UNAUTHORIZED PERSON OR ENTITY NOR REPRODUCED, TRANSFERRED OR INCORPORATED IN ANY OTHER PROJECT IN ANY MANNER WITHOUT THE EXPRESS WRITTEN CONSENT OF SAMTEC, INC.



520 PARK EAST BLVD, NEW ALBANY, IN 47150
PHONE: 812-944-6733 FAX: 812-948-5047
e-Mail: info@SAMTEC.com code 55322

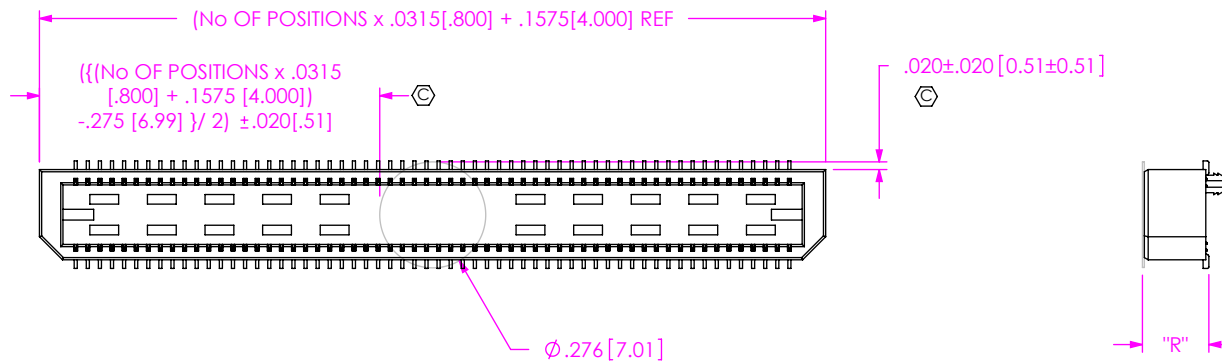
MATERIAL: DO NOT SCALE DRAWING SHEET SCALE: 1.5:1
INSULATOR: LCP, COLOR: BLACK, FLAMMABILITY RATING: UL94VO
TERMINAL: PHOS BRONZE

DESCRIPTION: .8mm DOUBLE ROW TERMINAL ASSEMBLY

DWG. NO. BTE-XXX-XX-X-D-XX

BY: DEAN P 03/22/1999 SHEET 1 OF 3

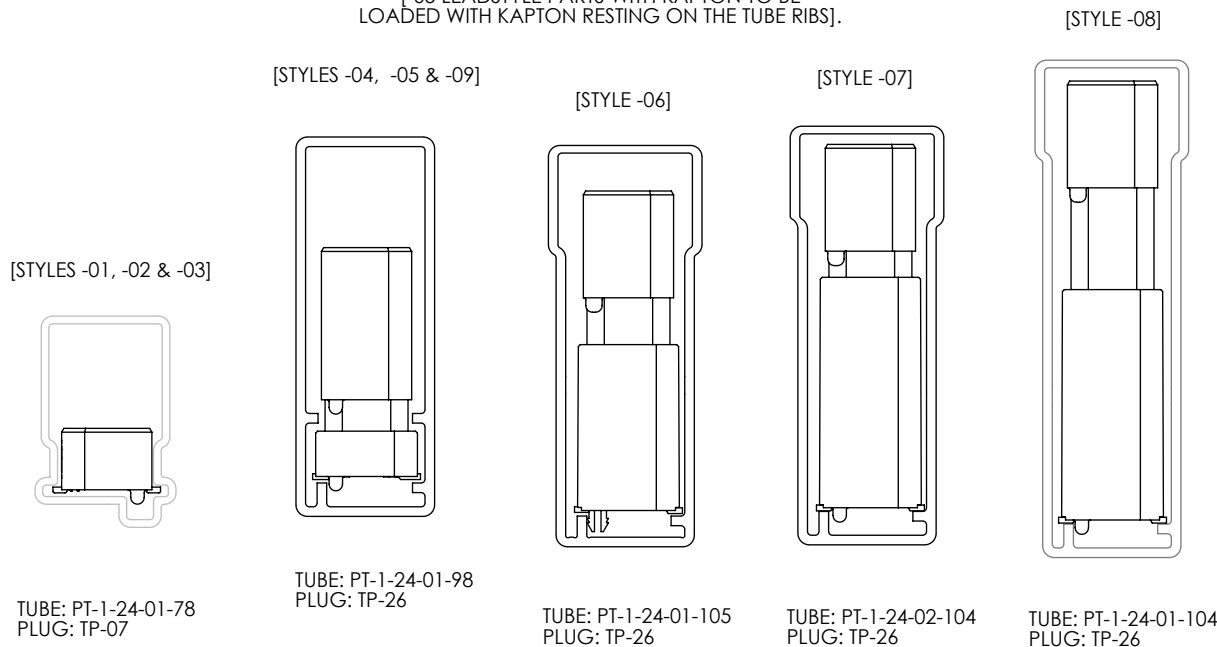
FIG 2
-K: POLYIMIDE FILM PAD



STYLE	"R"
-01	.173 4.39
-02	.291 7.39
-03	.409 10.39
-04	.606 15.39
-05	.724 18.39
-06	.842 21.39
-09	.527 13.40

PACKAGING VIEW

[PARTS NEED TO BE LOADED PER PACKAGING VIEWS]
[-05 LEADSTYLE PARTS WITH KAPTON TO BE LOADED WITH KAPTON RESTING ON THE TUBE RIBS].



STYLE	PACKAGING TUBE	PLUG
-01	PT-1-24-01-78	TP-07
-02		
-03		
-04	PT-1-24-01-98	TP-26
-05		
-06	PT-1-24-01-105	
-07	PT-1-24-02-104	
-08	PT-1-24-01-104	
-09	PT-1-24-01-98	TP-26

F:\DWG\MISC\MKTG\BTE-XXX-XX-X-D-XX-MKT.SLDDRW

PROPRIETARY NOTE
THIS DOCUMENT CONTAINS CONFIDENTIAL AND PROPRIETARY INFORMATION AND ALL DESIGN, MANUFACTURING, REPRODUCTION, USE, PATENT RIGHTS AND SALES RIGHTS ARE EXPRESSLY RESERVED BY SAMTEC, INC. THIS DOCUMENT SHALL NOT BE DISCLOSED, IN WHOLE OR PART, TO ANY UNAUTHORIZED PERSON OR ENTITY NOR REPRODUCED, TRANSFERRED OR INCORPORATED IN ANY OTHER PROJECT IN ANY MANNER WITHOUT THE EXPRESS WRITTEN CONSENT OF SAMTEC, INC.

DO NOT SCALE DRAWING

SHEET SCALE: 2:1



520 PARK EAST BLVD, NEW ALBANY, IN 47150
PHONE: 812-944-6733 FAX: 812-948-5047
e-Mail info@SAMTEC.com code 55322

DESCRIPTION: .8mm DOUBLE ROW TERMINAL ASSEMBLY

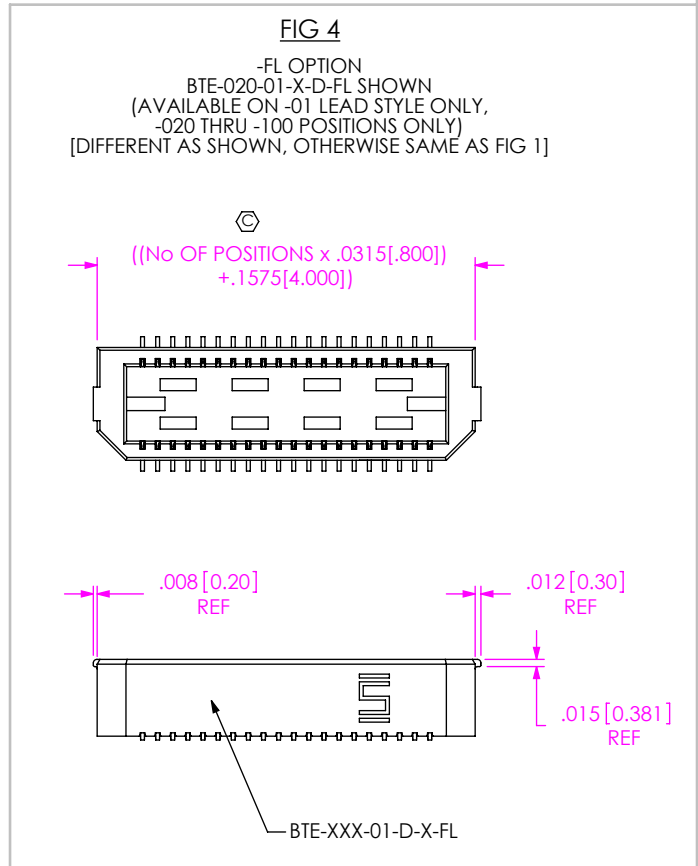
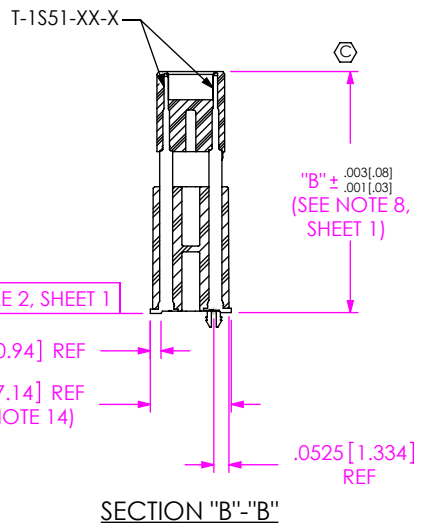
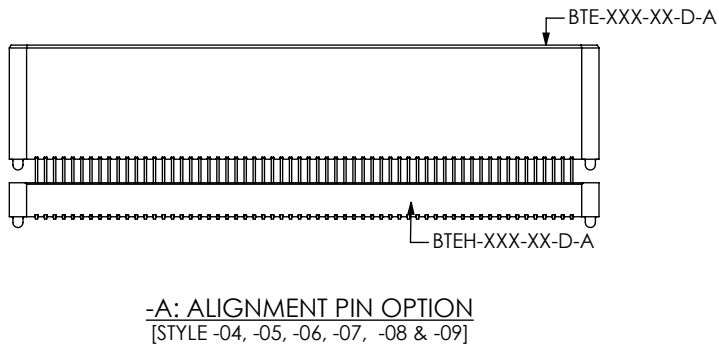
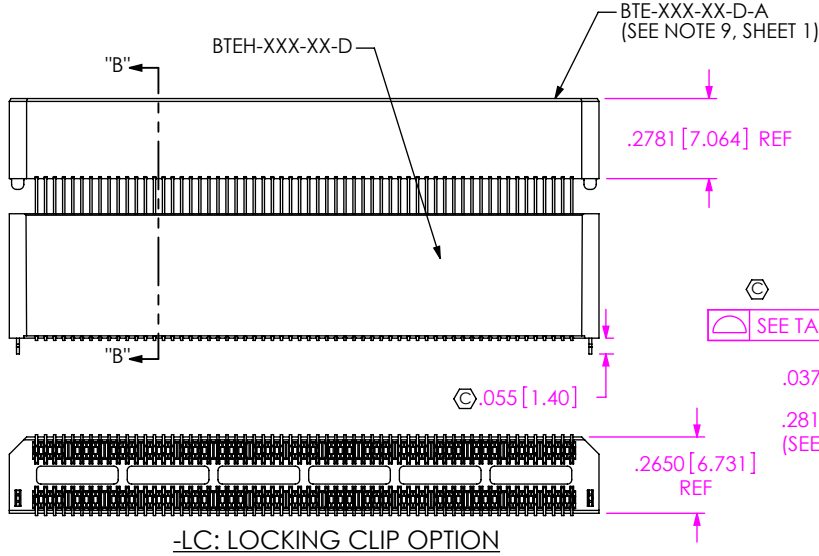
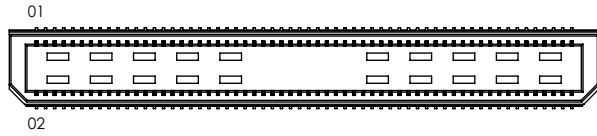
DWG. NO. BTE-XXX-XX-X-D-XX

BY: DEAN P 03/22/1999 SHEET 2 OF 3

FIG 3

BTE-060-06-X-D-LC SHOWN
[DIFFERENT AS SHOWN, OTHERWISE SAME AS FIG 1]

TABLE 4					
STYLE	"B"	TERMINAL	BOTTOM BODY	TOP BODY	MATED HEIGHT WITH BSE
-04	.6010[15.265]	T-1S41-04-X	BTEH-XXX-01-D-X	BTE-XXX-03-D-A	.634 [16.10] REF
-05	.7190[18.263]	T-1S41-05-X	BTEH-XXX-01-D-X	BTE-XXX-03-D-A	.752 [19.10] REF
-06	.8370[21.260]	T-1S51-06-X	BTEH-XXX-03-D-X	BTE-XXX-02-D-A	.867 [22.02] REF
-07	.9542 [24.237]	T-1S61-21-F, T-1S61-21-L, T-1S61-21-H	BTEH-XXX-04-D-X	BTE-XXX-02-D-A	.9842 [25.00] REF
-08	1.1511 [29.238]	T-1S61-22-X	BTEH-XXX-04-D-X	BTE-XXX-02-D-A	1.1811 [30.00] REF
-09	.5224 [13.269]	T-1S60-09-X	BTEH-XXX-01-D-X	BTE-XXX-02-D-A	.551 [14.00] REF



PROPRIETARY NOTE
THIS DOCUMENT CONTAINS CONFIDENTIAL AND PROPRIETARY INFORMATION AND ALL DESIGN, MANUFACTURING, REPRODUCTION, USE, PATENT RIGHTS AND SALES RIGHTS ARE EXPRESSLY RESERVED BY SAMTEC, INC. THIS DOCUMENT SHALL NOT BE DISCLOSED, IN WHOLE OR PART, TO ANY UNAUTHORIZED PERSON OR ENTITY NOR REPRODUCED, TRANSFERRED OR INCORPORATED IN ANY OTHER PROJECT IN ANY MANNER WITHOUT THE EXPRESS WRITTEN CONSENT OF SAMTEC, INC.

samtec
520 PARK EAST BLVD. NEW ALBANY, IN 47150
PHONE: 812-944-6733 FAX: 812-948-5047
e-Mail info@SAMTEC.com code 55322

DO NOT SCALE DRAWING
SHEET SCALE: 1.5:1

DESCRIPTION: .8mm DOUBLE ROW TERMINAL ASSEMBLY
DWG. NO. BTE-XXX-XX-X-D-XX
BY: DEAN P 03/22/1999 SHEET 3 OF 3