
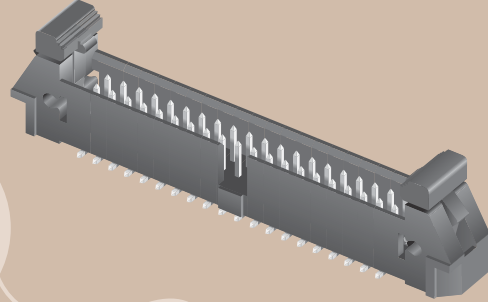


EJH-107-01-F-D-TH



EJH-120-01-S-D-SM



EJECTOR HEADER EJH SERIES

SPECIFICATIONS

For complete specifications and recommended PCB layouts see www.samtec.com?EJH

Insulator Material:

Liquid Crystal Polymer



Terminal Material:

Phosphor Bronze

Plating:

Sn or Au over 50µ" (1,27µm) Ni

Current Rating:

3A @ 80°C ambient

Operating Temp Range:

-55°C to +125°C

RoHS Compliant:

Yes

Processing:

Max Processing Temp:

230°C for 60 seconds, or

260°C for 20 seconds 3x

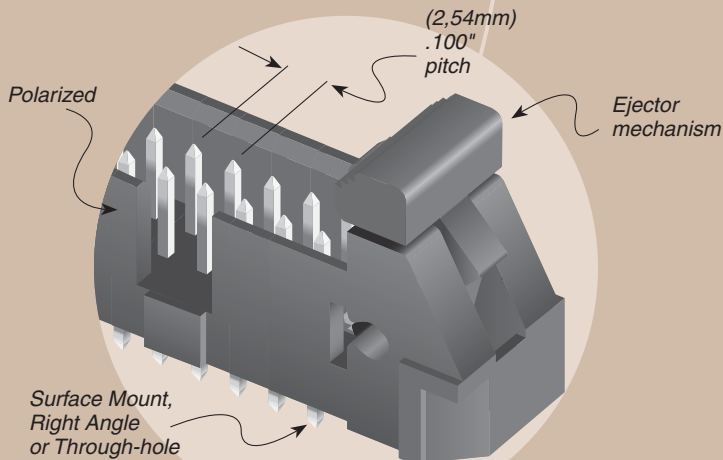
Lead-Free Solderable:

Yes

SMT Lead Coplanarity:

(0,10mm) .004" max

Mates with:
IDSD



EJH	1	NO. PINS PER ROW	01	PLATING OPTION	D	TAIL OPTION	OTHER OPTION
		05, 07, 08, 10, 13, 15, 20, 25 (Call Samtec for other sizes.)		-S = 30µ" (0,76µm) Gold on post, Matte Tin on tail -F = Gold flash on post, Matte Tin on tail		-SM = Surface Mount -TH = Through-hole -RA = Right Angle	-“XX” = Polarized Position -LC = Locking Clip (-SM only) -K = .475" (12,00) DIA Polyimide Film Pick & Place Pad (-SM only) -P = Pick & Place Pad (-SM only) -TR = Tape & Reel Packaging (-SM only) 25 position not available

Note: Some lengths, styles and options are non-standard, non-returnable.

Due to technical progress, all designs, specifications and components are subject to change without notice.