





**Terminal blocks**

to Type 039

-  **ASP025** page 47
-  **Type 007** page 89
-  **Type 077** page 89
-  **Type 107** page 90

**Type 039**

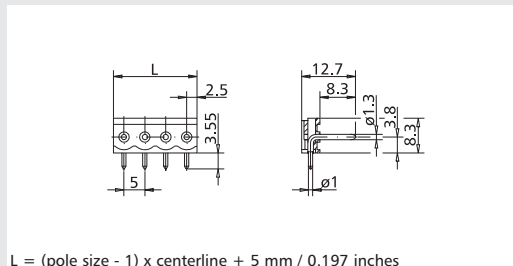
Header, centerline 5 mm / 0.197 inches, horizontal mounting, round contact pins 1.3 mm / 0.051 inches, option Tape on Reel packaging for automated processing

**Technical Data**

	V / A	300 / 15
	V / A	300 / 15
		250 V / 4 kV / 10 A

Insulation co-ordination according to EN 60664-1  
 Clearance and creepage distances min. 3.7 mm  
 Insulating material class CTI 600  
 Overvoltage category III III II  
 Pollution degree 3 2 2  
 Rated voltage 250 630 630  
 Rated test voltage 2.5 6 4  
 Protection category according to IEC 529 IP00  
 Solder pin dimension 1 mm  
 Recommended pc board hole dia. Ø 1.3 mm  
 Solder pin length 3.55 mm  
 Pole size 2 - 12  
 Color black

Dimensions in mm 1 mm = 0.0394 in.



$L = (\text{pole size} - 1) \times \text{centerline} + 5 \text{ mm} / 0.197 \text{ inches}$

**Part numbers (P/N)**

(information: page 110)

Complete the part number by adding the pole size.

**Type 039**

centerline 5 mm / 0.197 inches

P/N 310391

	02	03	04	05	06	07	08
	09	10	11	12			

- Standard pole sizes
- Available on demand. Minimum order quantity 5000 pieces per item.