

SMT COMMON MODE CHOKES

1.22A to 14.0A



- Solutions based on impedance, size and current
- Designed for DC/DC converters
- Wide variety of inductor sizes and current ratings available
- Dielectric strength: 1000V_{RMS}

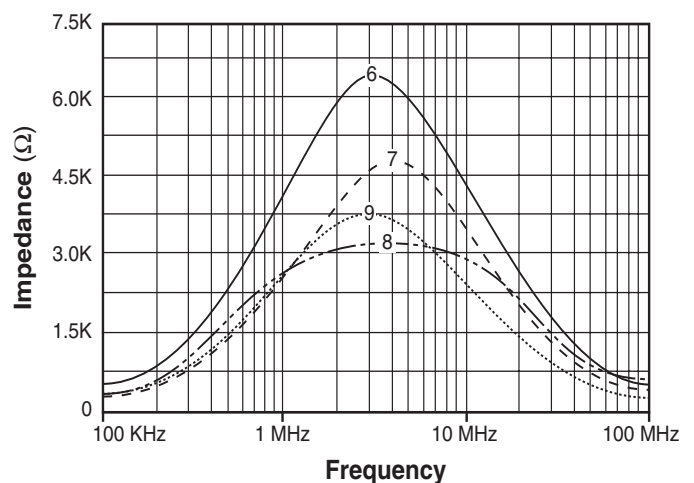
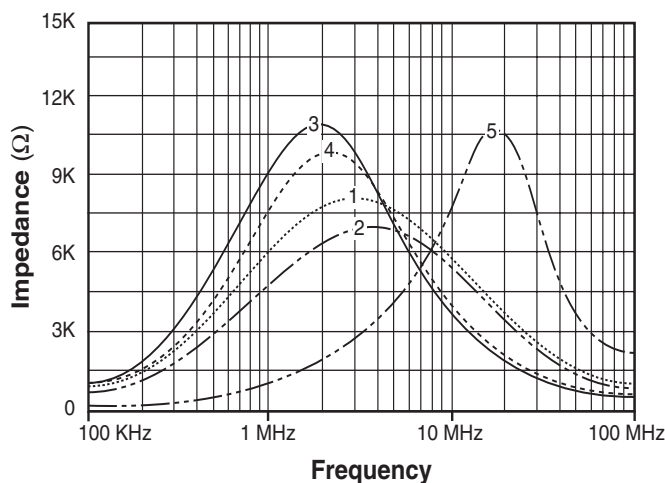
Electrical Specifications @ 25°C — Operating Temperature -40°C to +120°C³

Part ^{1,2} Number	Inductance (mH ±35%)	I _{rated} (A)	DCR (MAX) (mΩ)	Curve (see # below)	Package	Weight (Grams)	Quantity In Tube	Quantity In Reel
P0502	0.47	14.0	8	9	Big Foot	14.8	15	75
P0469	0.63	11.6	10	7	Big Foot	14.3	20	75
P0429	0.81	9.70	14	6	Big Foot	13.5	20	75
P0527	0.53	7.20	15	8	HCCI-68	7.7	15	100
P0353	0.59	5.60	21	7	LCCI-50	5.2	30	200
P0422	0.77	4.70	40	6	LCCI-50	4.9	30	200
P0421	0.22	3.30	60	5	LCCI-50	4.7	30	200
P0420	1.32	3.30	60	4	LCCI-50	4.6	30	200
P0351	1.47	2.80	80	3	LCCI-50	4.3	30	200
P0473	0.88	1.63	110	2	Polecat	1.5	40	500
P0354	1.17	1.22	200	1	Polecat	1.4	40	500

NOTE:

1. Optional Tape & Reel packaging can be ordered by adding a "T" suffix to the part number (i.e. P0502 becomes P0502T). Pulse complies to industry standard tape and reel specification EIA481.
2. To order RoHS compliant part, add the suffix "NL" to the part number (i.e. P0502 becomes P0502NL and P0502T becomes P0502NLT).
3. The temperature of the component (ambient plus temperature rise) must be within the stated operating temperature range.

Impedance Curves



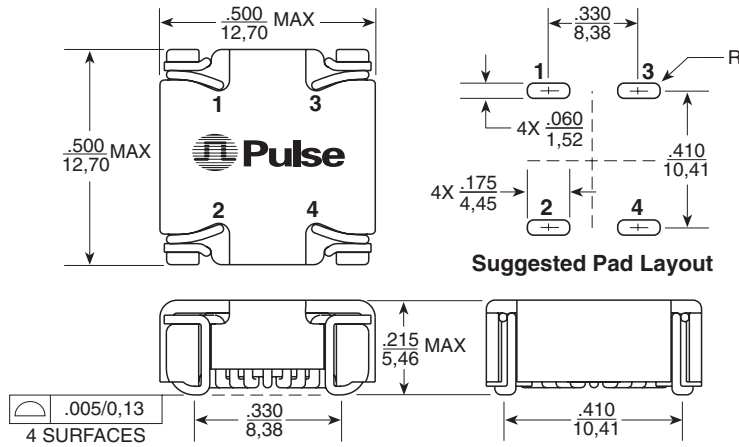
SMT COMMON MODE CHOKES

1.22A to 14.0A

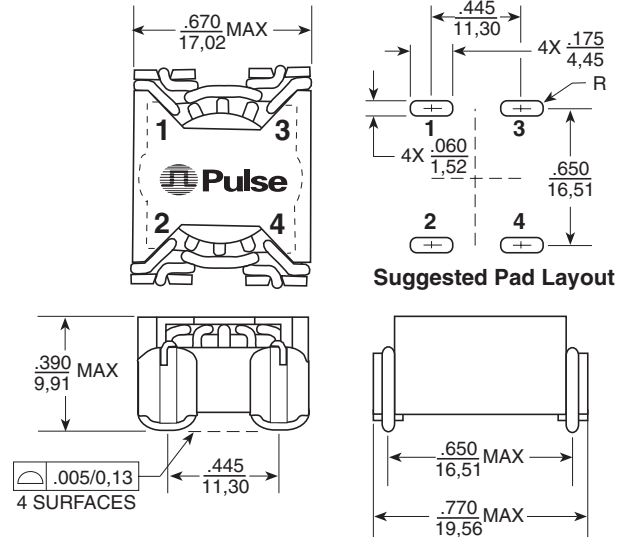


Mechanicals

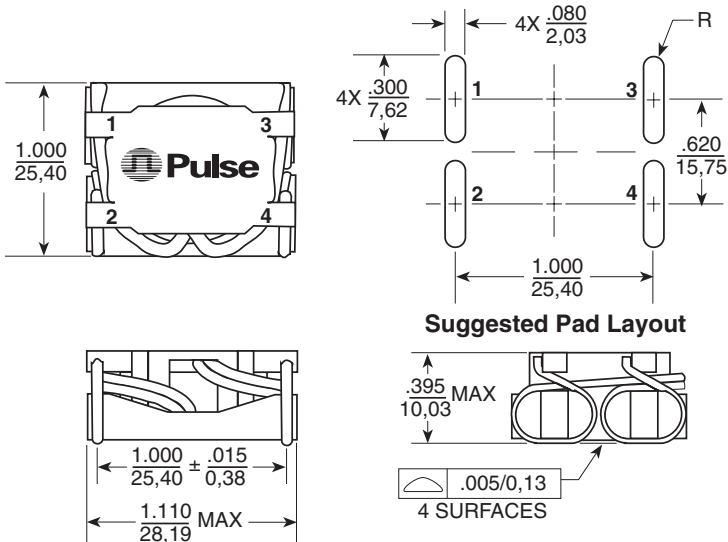
Polecat



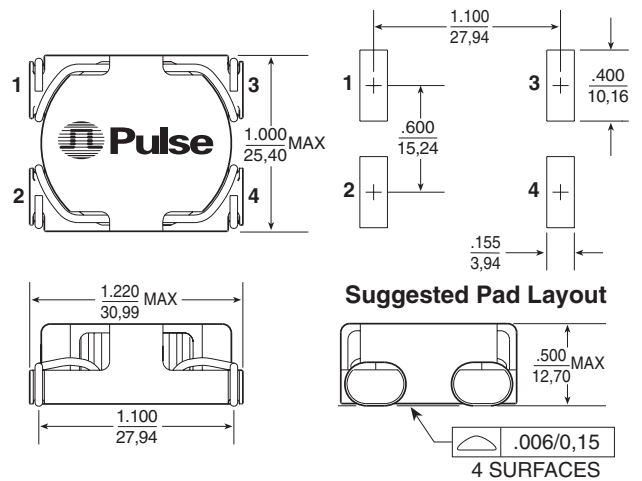
LCCI-50




HCCI-68



Big Foot



Schematic



Dimensions: $\frac{\text{Inches}}{\text{mm}}$

Unless otherwise specified, all tolerances are $\pm \frac{.005}{0,13}$