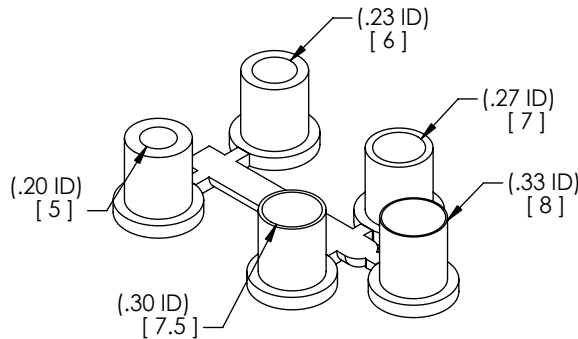
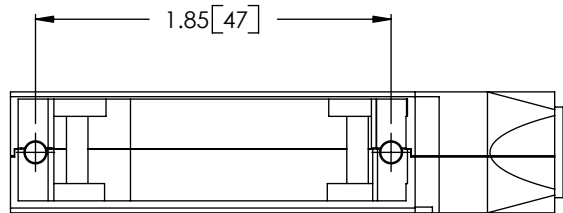
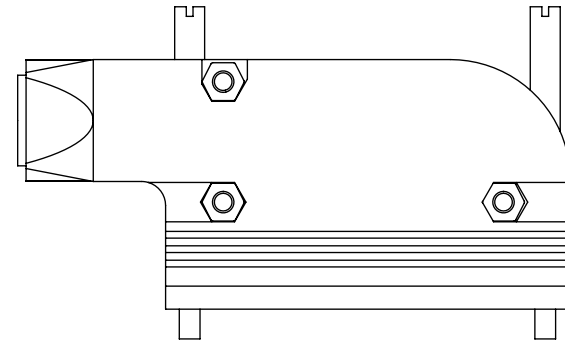
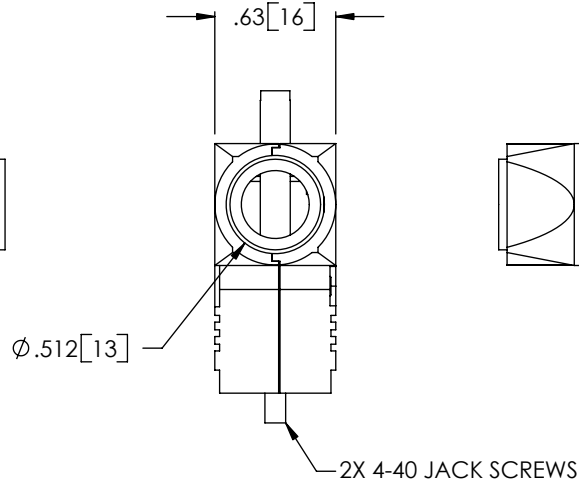
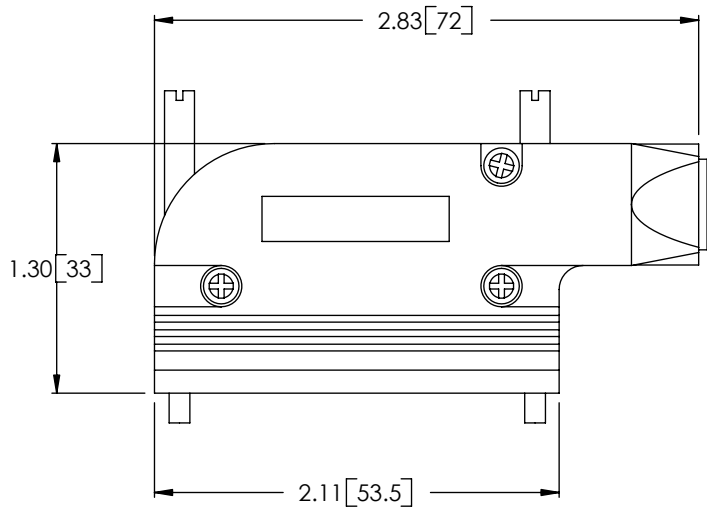


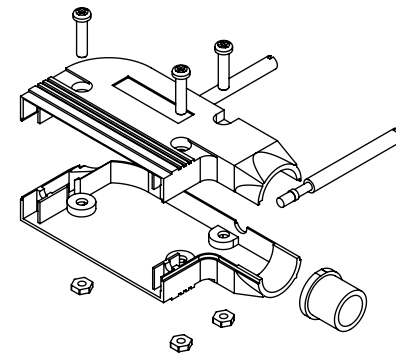
THE INFORMATION CONTAINED IN THIS DRAWING IS THE SOLE PROPERTY OF L-COM, INC. ANY REPRODUCTION IN PART OR WHOLE WITHOUT THE WRITTEN PERMISSION OF L-COM, INC. IS PROHIBITED.

RoHS Compliant ✓

REVISIONS			
REV	DESCRIPTION	DATE	CHANGED BY
A	RELEASED FOR PRODUCTION	03/04/02	MCCORMICK
B	ECN# 2731 - ADDED ROHS STAMP	10/23/07	D.GRIFFIN
.	.	.	.
.	.	.	.



GROMMETS AS SUPPLIED



NOTES:

MATERIAL:

HOOD: DIE CAST ZINC ALLOY
 JACKSCREWS: STEEL
 ASSEMBLY HARDWARE: STEEL
 STRAIN RELIEF GROMMETS: PVC (BLACK)

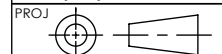
FINISH:

HOOD: CHROMIUM PLATED, MATTE FINISH ON MAJOR SURFACES
 JACKSCREWS: NICKEL PLATED
 ASSEMBLY SCREWS: NICKEL PLATED

MISCELLANEOUS:

INTENDED FOR USE WITH 25-PIN STANDARD AND 44-PIN HIGH DENSITY D-SUBMINIATURE CONNECTORS

UNLESS OTHERWISE SPECIFIED, DIMENSIONS ARE IN INCHES [mm]
 TOLERANCES TO BE:
 .X ±.1 [2.5] ANGLES ±2°
 .XX ±.01 [.25]
 .XXX ±.005 [.13]
 OVERALL CABLE LENGTH TOL:
 ≤ 60 [1524] +3 [76.2] / -0
 > 60 [1524] +5% / -0%



APPROVALS	DATE
DRAWN BY MCCORMICK	02/27/02
CHECKED BY D.PARHAM	02/27/02
APPROVED BY R.CARRICK	02/27/02

CONFIGURATION DETAILS OF UNDIMENSIONED FEATURES MAY VARY

L-com CONNECTIVITY PRODUCTS		45 BEECHWOOD DRIVE NORTH ANDOVER, MA 01845	
CATEGORY		DATA CABLING	
PRODUCT DESCRIPTION		HOOD KIT, METAL, RIGHT ANGLE	
SIZE A	FSCM NO. 43321	DWG. NO. SDRA25AG	REV. B
SCALE: NONE CAD FILE: SDRA25AG.SLDDRW			SHEET 1 OF 1