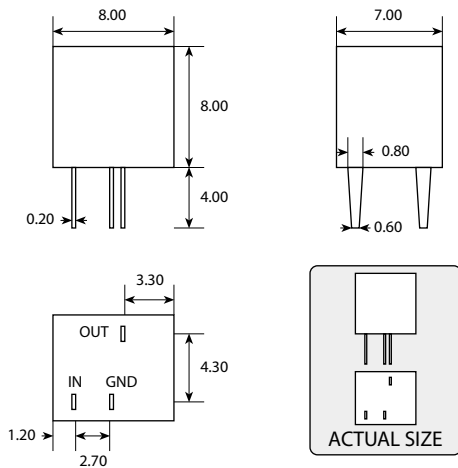
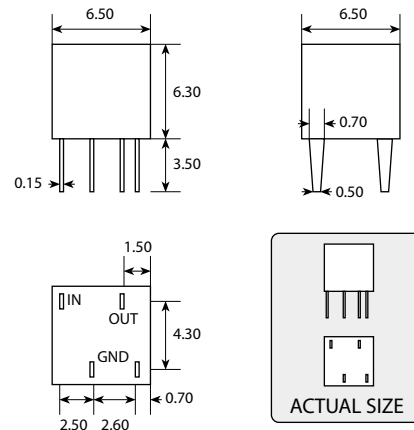


CFU Dimensions



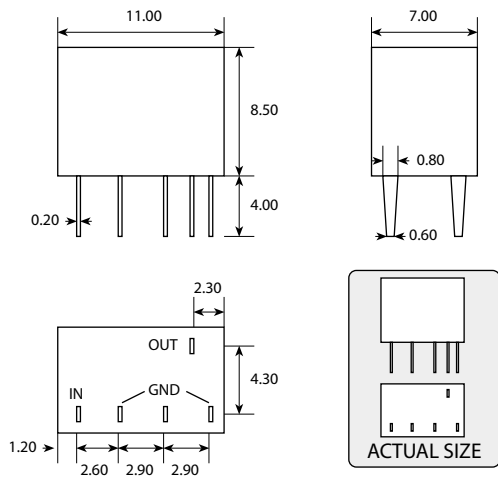
Scale 2:1

CFUM Dimensions



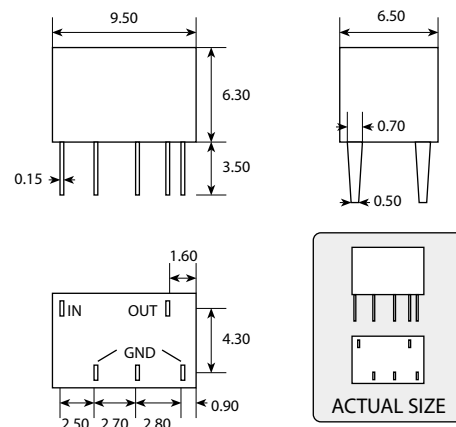
Scale 2:1

CFWS Dimensions



Scale 2:1

CFWM Dimensions



Scale 2:1

CFU & CFWS Specifications

Model Number	6dB Bandwidth (kHz) min	Attenuation Bandwidth (kHz@dB)	Attenuation ±100kHz (dB) min	Insertion Loss (dB) max	Input/Output Impedance (ohms)
CFU455B2	±15.00	±30.00 40	27	4	1500
CFU455C2	±12.50	±24.00 40	27	4	1500
CFU455D2	±10.00	±20.00 40	27	4	1500
CFU455E2	±7.50	±15.00 40	27	6	1500
CFU455F2	±6.00	±12.50 40	27	6	2000
CFU455G2	±4.50	±10.00 40	25	6	2000
CFU455HT	±3.00	±9.00 40	35	6	2000
CFU455IT	±2.00	±7.50 40	35	6	2000
CFWS455B	±15.00	±30.00 50	35	4	1500
CFWS455C	±12.50	±24.00 50	35	4	1500
CFWS455D	±10.00	±20.00 50	35	4	1500
CFWS455E	±7.50	±15.00 50	35	6	1500
CFWS455F	±6.00	±12.50 50	35	6	2000
CFWS455G	±4.50	±10.00 50	35	6	2000
CFWS455HT	±3.00	±9.00 50	60	6	2000
CFWS455IT	±2.00	±7.50 50	60	7	2000

CFUM & CFWM Specifications

Model Number	6dB Bandwidth (kHz) min	Attenuation Bandwidth (kHz@dB)	Attenuation ±100kHz (dB) min	Insertion Loss (dB) max	Input/Output Impedance (ohms)
CFUM455B	±15.00	±30.00 40	27	4	1500
CFUM455C	±12.50	±24.00 40	27	4	1500
CFUM455D	±10.00	±20.00 40	27	4	1500
CFUM455E	±7.50	±15.00 40	27	6	1500
CFUM455F	±6.00	±12.50 40	27	6	2000
CFUM455G	±4.50	±10.00 40	25	6	2000
CFUM455H	±3.00	±9.00 40	35	6	2000
CFUM455I	±2.00	±7.50 40	35	7	2000
CFWM455B	±15.00	±30.00 50	35	4	1500
CFWM455C	±12.50	±24.00 50	35	4	1500
CFWM455D	±10.00	±20.00 50	35	4	1500
CFWM455E	±7.50	±15.00 50	35	6	1500
CFWM455F	±6.00	±12.50 50	35	6	2000
CFWM455G	±4.50	±10.00 50	35	6	2000
CFWM455H	±3.00	±9.00 50	55	6	2000
CFWM455I	±2.00	±7.50 50	55	7	2000

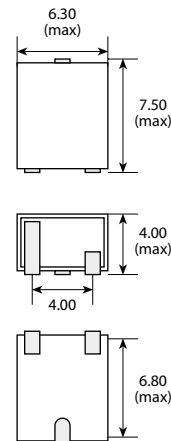

CFU & CFW Flat Group Delay Models

Model Number	6dB Bandwidth (kHz) min	Attenuation Bandwidth (kHz@dB)	Attenuation ± 100 kHz (dB) min	Insertion Loss (dB) max	Input/Output Impedance (ohms)
CFUS455BY	± 15.00	± 35.00 40	25	5	1500
CFUS455CY	± 12.50	± 30.00 40	25	6	1500
CFUS455DY	± 10.00	± 25.00 40	23	7	1500
CFUS455EY	± 7.50	± 20.00 40	23	8	1500
CFUS455FY	± 6.00	± 17.50 40	23	9	2000
CFUS455GY	± 4.50	± 15.00 40	23	10	2000
CFWS455BY	± 15.00	± 35.00 50	40	6	1500
CFWS455CY	± 12.50	± 30.00 50	40	7	1500
CFWS455DY	± 10.00	± 25.00 50	40	8	1500
CFWS455EY	± 7.50	± 20.00 50	40	9	1500
CFWS455FY	± 6.00	± 17.50 50	40	10	2000
CFWS455GY	± 4.50	± 15.00 50	40	11	2000

CFUM & CFWM Flat Group Delay Models

Model Number	6dB Bandwidth (kHz) min	Attenuation Bandwidth (kHz@dB)	Attenuation ± 100 kHz (dB) min	Insertion Loss (dB) max	Input/Output Impedance (ohms)
CFUM455BY	± 15.00	± 35.00 40	25	5	1500
CFUM455CY	± 12.50	± 30.00 40	25	6	1500
CFUM455DY	± 10.00	± 25.00 40	23	7	1500
CFUM455EY	± 7.50	± 20.00 40	23	8	1500
CFUM455FY	± 6.00	± 17.50 40	23	9	2000
CFUM455GY	± 4.50	± 15.00 40	23	10	2000
CFWM455BY	± 15.00	± 35.00 50	40	6	1500
CFWM455CY	± 12.50	± 30.00 50	40	7	1500
CFWM455DY	± 10.00	± 25.00 50	40	8	1500
CFWM455EY	± 7.50	± 20.00 50	40	9	1500
CFWM455FY	± 6.00	± 17.50 50	40	10	2000
CFWM455GY	± 4.50	± 15.00 50	40	11	2000

Surface Mount Ceramic Filters



CFUCG

Model Number	6dB Bandwidth (kHz) min	Attenuation Bandwidth (kHz@dB)	Attenuation ± 100 kHz (dB) min	Insertion Loss (dB) max	Input/Output Impedance (ohms)
CFUCG455D	± 10.00	± 20.00 40	27	4	1500
CFUCG455E	± 7.50	± 15.00 40	27	6	1500
CFUCG455F	± 6.00	± 12.50 40	27	6	1500
CFUCG455G	± 4.50	± 10.00 40	25	6	1500

CFUCG_X

Narrow band Flat group delay

Model Number	6dB Bandwidth (kHz) min	Attenuation Bandwidth (kHz@dB)	Attenuation ± 100 kHz (dB) min	Insertion Loss (dB) max	Input/Output Impedance (ohms)
CFUCG455EX	± 7.50	± 17.50 40	27	6	1500
CFUCG455FX	± 6.00	± 15.00 40	27	6	1500
CFUCG455GX	± 4.50	± 12.50 40	25	6	1500
CFUCG455HX	± 3.00	± 10.00 40	25	7	1500

SFGCG

Model Number	6dB Bandwidth (kHz) min	Attenuation Bandwidth (kHz@dB)	Attenuation ± 100 kHz (dB) min	Insertion Loss (dB) max	Input/Output Impedance (ohms)
SFGCG455AX	± 17.50	± 40.00 40	25	4	1000
SFGCG455BX	± 15.00	± 35.00 40	25	5	1000
SFGCG455CX	± 12.50	± 30.00 40	25	6	1000
SFGCG455DX	± 10.00	± 25.00 40	23	7	1500
SFGCG455EX	± 7.50	± 20.00 40	23	8	1500

Ordering Information

Model number

eg: **CFUCG455D**

SFGCG455DX

Suffix -TC denotes T&R (450pcs per reel)

eg: **CFUCG455D-TC**



Types with centre frequency 450kHz also available
For safety purposes, connect the output of filters to the IF amplifier through a DC blocking capacitor. Avoid applying a direct current to the output of ceramic filters