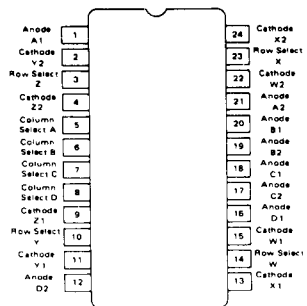


Device Number	Receiver Input Hysteresis mV Min.	Drive Output Voltage @ I <sub>OL</sub> = 48 mA Volts Max.	Bus Divider Voltage Volts	t <sub>PHL</sub> (Driver or Receiver) ns Max.
MC3440	400	0.4	2.6 to 3.75	30
MC3441	400	0.4	2.6 to 3.75	30
MC3443	400	0.4	—	25(D) 22(R)
MC3446	400	0.4	2.5 to 3.7	50(D) 40(R)

## COMMUNICATION INTERFACE

Low cost solid-state crosspoint switches offer important advantages in modern telephone exchanges.

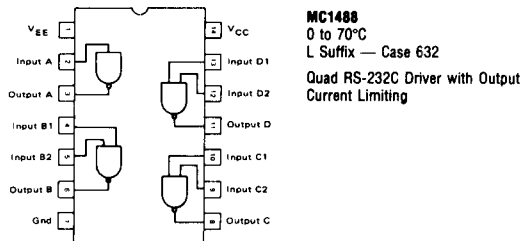


t <sub>off</sub> @ V <sub>Ak</sub> = 10 V MΩ Min.	t <sub>on</sub> @ I <sub>Ak</sub> = 20 mA Ohms Max.	BV <sub>Ak</sub> BV <sub>Ka</sub> Volts Min.	V <sub>Ak</sub> @ I <sub>Ak</sub> = 20 mA Volts Max.
100	10	25	1.1

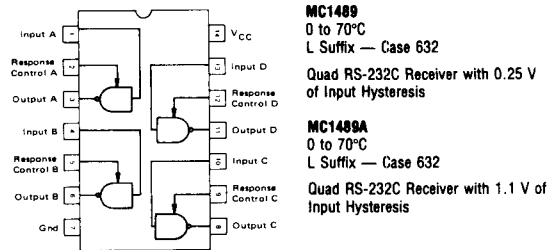
## COMPUTER AND TERMINAL INTERFACE

Important interfaces are present in computers and computer terminals.

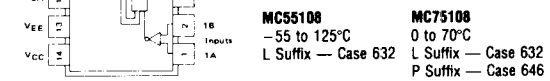
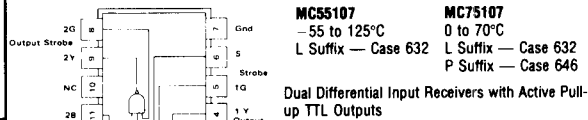
### DRIVERS AND RECEIVERS



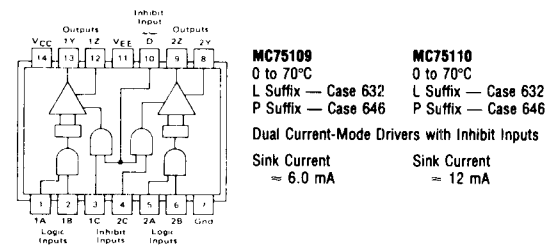
V <sub>OH</sub> @ V <sub>CC</sub> /V <sub>EE</sub> = ±9.0 V Volts Min.	V <sub>OL</sub> @ V <sub>CC</sub> /V <sub>EE</sub> = ±9.0 V Volts Max.	I <sub>OS</sub> mA Range	t <sub>PHL</sub> @ C <sub>L</sub> = 15 pF ns Max.
6.0	-6.0	±6.0 to 12	175



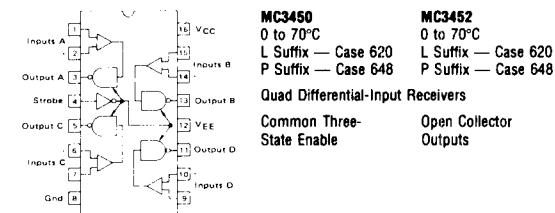
Device Number	Input V <sub>IHL</sub> Volts Range	Input V <sub>IHL</sub> Volts Range	t <sub>PHL</sub> @ R <sub>L</sub> = 390Ω ns Max.
MC1489	1.0 to 1.5	0.75 to 1.25	50
MC1489A	1.75 to 2.25	0.75 to 1.25	50



Input V <sub>TH</sub> mV Max.	I <sub>IH</sub> @ V <sub>ID</sub> = 0.5 V μA Max.	I <sub>IL</sub> @ V <sub>ID</sub> = -2.0 V μA Max.	t <sub>PLH</sub> ns Max.
±25	75	-10	25



Device Number	I <sub>on</sub> (ON) mA Max.	I <sub>O</sub> (OFF) μA Max.	t <sub>PHL</sub> ns Max.
MC75109	3.5	100	15
MC75110	6.5	100	15



Input V <sub>TH</sub> mV Max.	I <sub>IH</sub> @ V <sub>ID</sub> = 0.5 V μA Max.	I <sub>IL</sub> @ V <sub>ID</sub> = -2.0 V μA Max.	t <sub>PLH</sub> ns Max.
±25	75	-10	25