



FEATURES AND SPECIFICATIONS

Features and Benefits

- Sizes 4 to 20 circuits (52745)
- Sizes 21 to 30 circuits (52435)
- For 0.30mm thick FFC/FPC
- Metal solder tabs provide PCB hold-down and strain relief for SMT tails
- 52745 and 52435 have slight dimensional differences, contact factory for details

Reference Information

Packaging: Embossed tape
Designed In: Millimeters

Electrical

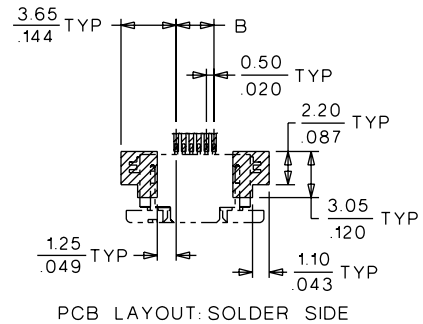
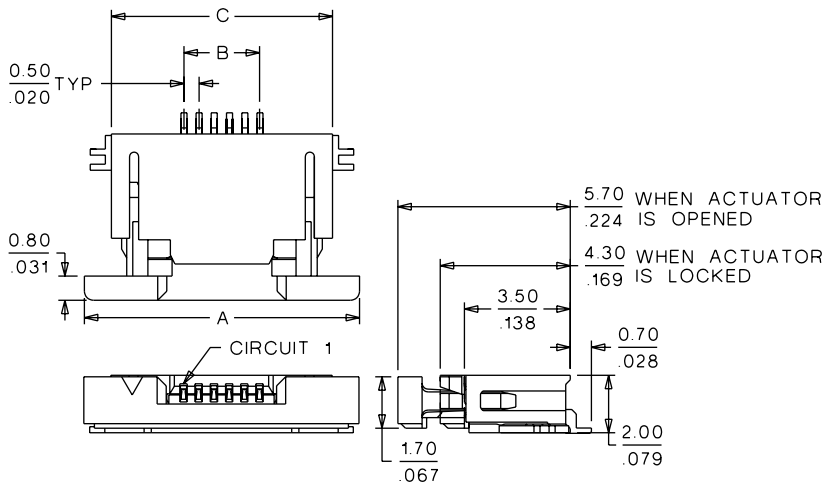
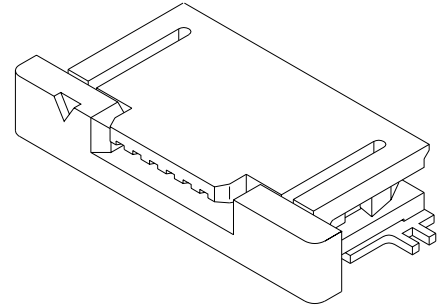
Voltage: 50V
Current: 0.5A
Contact Resistance: 20mΩ max.
Dielectric Withstanding Voltage: 250V AC/1 min.
Insulation Resistance: 50 MΩ min.

Physical

Housing: 4/6 nylon, UL 94V-0
Actuator: PPS, UL 94V-0
Contact: Phosphor Bronze
Plating: Tin
Solder Tabs: Phosphor Bronze, Tin plating
Temperature: -20 to +85°C

molex® 0.50mm (.020") Pitch FFC/FPC Connector

52745/52435 Right Angle, SMT, ZIF Top Contact Style



Note: Drawing shown on this page is 52745

ORDERING INFORMATION AND DIMENSIONS

Circuits	Order No.	Dimension			Carrier Tape Width
		A	B	C	
4	52745-0490	8.10 (.319)	1.50 (.059)	6.30 (.248)	16.00 (.630)
6	52745-0690	9.10 (.358)	2.50 (.098)	7.30 (.287)	24.00 (.945)
7	52745-0790	9.60 (.378)	3.00 (.118)	7.80 (.307)	24.00 (.945)
8	52745-0890	10.10 (.398)	3.50 (.138)	8.30 (.327)	24.00 (.945)
9	52745-0990	10.60 (.417)	4.00 (.157)	8.80 (.346)	24.00 (.945)
10	52745-1090	11.10 (.437)	4.50 (.177)	9.30 (.366)	24.00 (.945)
11	52745-1190	11.60 (.457)	5.00 (.197)	9.80 (.386)	24.00 (.945)
12	52745-1290	12.10 (.476)	5.50 (.217)	10.30 (.406)	24.00 (.945)
13	52745-1390	12.60 (.496)	6.00 (.236)	10.80 (.425)	24.00 (.945)
14	52745-1490	13.10 (.516)	6.50 (.256)	11.30 (.445)	24.00 (.945)
15	52745-1590	13.60 (.535)	7.00 (.276)	11.80 (.465)	24.00 (.945)
16	52745-1690	14.10 (.555)	7.50 (.295)	12.30 (.484)	24.00 (.945)
17	52745-1790	14.60 (.575)	8.00 (.315)	12.80 (.504)	24.00 (.945)

Circuits	Order No.	Dimension			Carrier Tape Width
		A	B	C	
18	52745-1890	15.10 (.594)	8.50 (.335)	13.30 (.524)	24.00 (.945)
19	52745-1990	15.60 (.614)	9.00 (.354)	13.80 (.543)	24.00 (.945)
20	52745-2090	16.10 (.634)	9.50 (.374)	14.30 (.563)	24.00 (.945)
21	52435-2191	17.10 (.673)	10.00 (.394)	15.10 (.594)	24.00 (.945)
22	52435-2291	17.60 (.693)	10.50 (.413)	15.60 (.614)	24.00 (.945)
23	52435-2391	18.10 (.713)	11.00 (.433)	16.10 (.634)	32.00 (1.260)
24	52435-2491	18.60 (.732)	11.50 (.453)	16.60 (.653)	32.00 (1.260)
25	52435-2591	19.10 (.752)	12.00 (.472)	17.10 (.673)	32.00 (1.260)
26	52435-2691	19.60 (.772)	12.50 (.492)	17.60 (.693)	32.00 (1.260)
27	52435-2791	20.10 (.791)	13.00 (.512)	18.10 (.713)	32.00 (1.260)
28	52435-2891	20.60 (.811)	13.50 (.531)	18.60 (.732)	32.00 (1.260)
29	52435-2991	21.10 (.831)	14.00 (.551)	19.10 (.752)	32.00 (1.260)
30	52435-3091	21.60 (.850)	14.50 (.571)	19.60 (.772)	32.00 (1.260)

Note: For cable specification dimensions, see cable pages at end of section