

RoHS 452/454 Series Fuse



Description

The NANO² Slo-Blo® fuse has enhanced inrush withstand characteristics over the NANO² Fast-Acting fuse. The unique time delay feature of this fuse design helps solve the problem of nuisance “opening” by accommodating inrush currents that normally cause a fast-acting fuse to open.




Features

- Time-Lag (Slo-Blo)
- Small size
- Wide range of current rating available (62mA to 5A)
- Wide operating temperature range
- Low temperature de-rating
- RoHS compliant
- Halogen Free

Applications

- Notebook PC
- LCD/PDP TV
- LCD monitor
- LCD/PDP panel
- LCD backlight inverter
- Portable DVD player
- Power supply
- Networking
- PC server
- Cooling fan system
- Storage system
- Telecom system
- Wireless basestation
- White goods
- Game console
- Office Automation equipment
- Battery charging circuit protection
- Industrial equipment
- Medical equipment
- Automotive




Agency Approvals

AGENCY	AGENCY FILE NUMBER	AMPERE RANGE
	E10480	375MA - 5A
	LR29862	375MA - 5A.
	NBK030205-E10480B	1A - 5A

Electrical Characteristics for Series

% of Ampere Rating	Opening Time
100%	4 hours, Minimum
200%	1 sec., Min.; 60 sec., Max.
300%	0.2 sec., Min.; 3 sec., Max
800%	0.02 sec., Min.; 0.1 sec., Max.

Electrical Specifications by Item

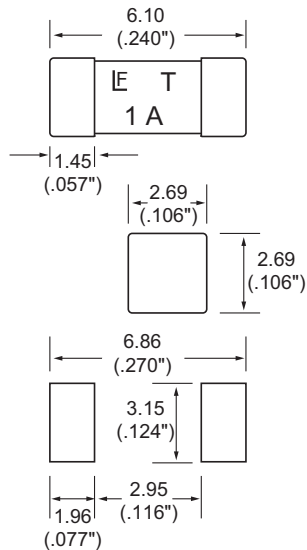
Ampere Rating (A)	Amp Code	Max Voltage Rating (V)	Interrupting Rating	Nominal Cold Resistance (Ohms)	Nominal Melting I ² t (A ² sec)	Agency Approvals		
								
0.375	.375	125	50 amperes @125 VAC/VDC	1.2000	0.101	x	x	
0.500	.500	125		0.7000	0.240	x	x	
0.750	.750	125		0.3600	0.904	x	x	
001.	001.	125		0.2250	1.98	x	x	x
1.50	01.5	125		0.0930	3.65	x	x	x
2.00	002.	125		0.0625	8.20	x	x	x
2.50	02.5	125		0.0450	15.0	x	x	x
3.00	003.	125		0.0340	20.16	x	x	x
3.50	03.5	125		0.0224	26.53	x	x	x
4.00	004.	125		0.0186	34.40	x	x	x
5.00	005.	125		0.0136	53.72	x	x	x

Product Characteristics

Materials	Body: Ceramic Terminations: Gold-plated Caps (452) / Silver-plated Caps (454)
Product Marking	Brand, Ampere Rating
Operating Temperature	-55°C to 125°C
Moisture Sensitivity Level	Level 1, J-STD-020C
Solderability	MIL-STD-202, Method 208
Insulation Resistance (after Opening)	MIL-STD-202, Method 302, Test Condition A (10,000 ohms minimum)

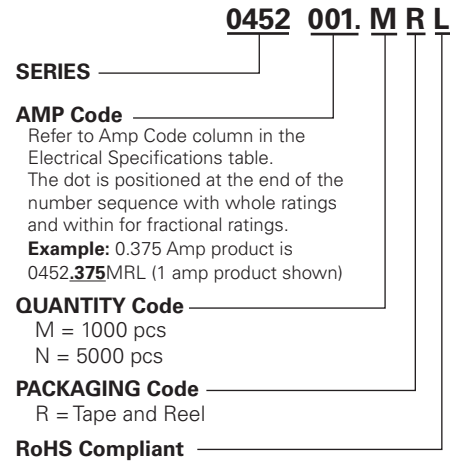
Thermal Shock	MIL-STD-202, Method 107, Test Condition B, 5 cycles, -65°C / +125°C, 15 minutes @ each extreme
Mechanical Shock	MIL-STD-202, Method 213, Test I: Deenergized. 100gn pk amplitude, sawtooth wave 6ms duration, 3 cycles XYZ+xyz = 18 shocks
Vibration	MIL-STD-202, Method 201: 0.03" amplitude, 10-55 Hz in 1 min. 2hrs each XYZ=6hrs
Moisture Resistance	MIL-STD-202, Method 106, 10 cycles
Salt Spray	MIL-STD-202, Method 101, Test Condition B (48hrs)
Resistance to Soldering Heat	MIL-STD-202, Method 210, Test condition B (10 sec at 260°C)

Dimensions



Recommended pad layout

Part Numbering System



Packaging

Packaging Option	Packaging Specification	Quantity	Quantity & Packaging Code
12mm Tape and Reel	EIA RS-481-1 (IEC 286, part 3)	5000	NR
12mm Tape and Reel	EIA RS-481-1 (IEC 286, part 3)	1000	MR