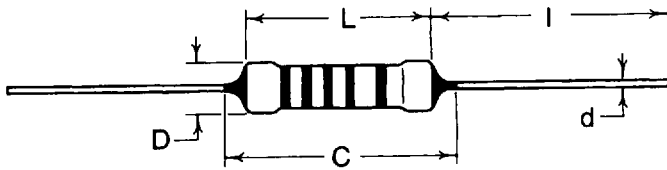


### LEADED GENERAL PURPOSE

- Units meet or exceed the requirements of MIL-R-10509
- Flame Retardant Coating
- Suitable for automatic machine insertion
- Blue - Gray body color



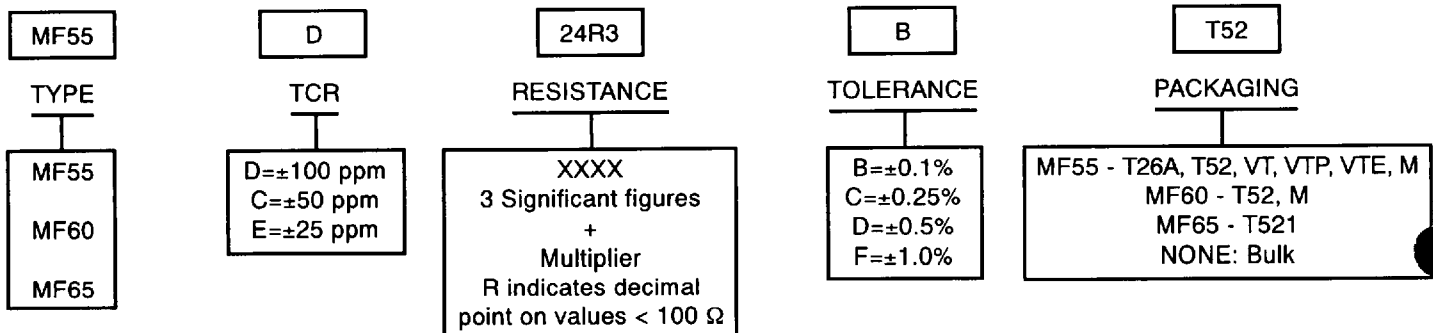
### DIMENSIONS

TYPE	L (reference)	C (maximum)	D	d	l
MF 55	0.256 6.5	0.281 7.1	0.091 ± 0.012 2.3 ± 0.3	0.024 ± 0.002	1.18 ± 0.12 30.0 ± 3.0
MF 60	0.374 9.5	0.437 11.1	0.138 ± 0.016 3.5 ± 0.4	0.60 ± 0.05	
MF 65	0.610 15.5	0.768 19.5	0.217 ± 0.020 5.5 ± 0.5	0.031 ± 0.002 0.80 ± 0.05	1.500 ± 0.125 38.1 ± 3.2

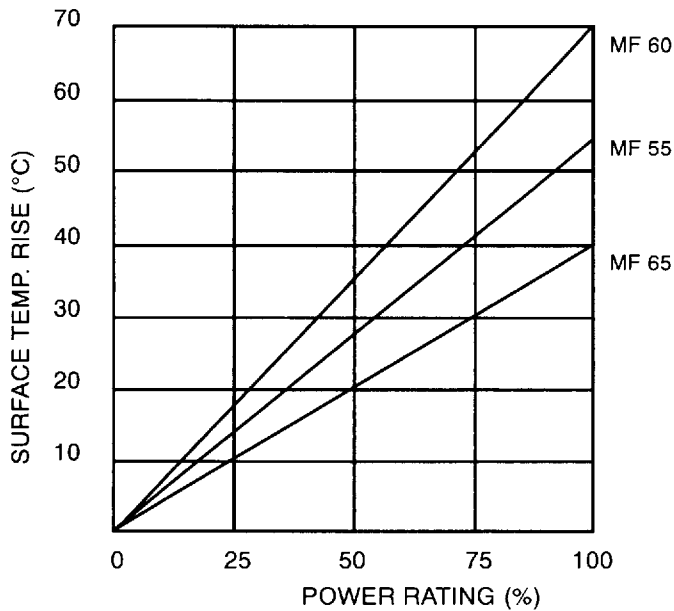
### STANDARD APPLICATIONS

TYPE	POWER RATING @70°C	MAX WORKING VOLTAGE	MAX OVERLOAD VOLTAGE	DWV	OPER TEMP. RANGE	RESISTANCE RANGE (Ω) E-96			
						±1%	±0.5%	±0.25%	±0.10%
MF55D	0.25W	250V	500V	500V	-55°C +155°C	1.0Ω-22.1MΩ	10Ω-5.9MΩ	24.3Ω-1.0MΩ	24.3Ω-750KΩ
MF55C						1.0Ω-5.9MΩ	10Ω-5.9MΩ	30.1Ω-1.0MΩ	30.1Ω-750KΩ
MF55E						30.1-1.0MΩ	30.1-1.0MΩ	30.1Ω-1.0MΩ	30.1Ω-750KΩ
MF60D	0.50W	350V	700V	700V		1.0Ω-33.2MΩ	10Ω-10MΩ	-----	-----
MF60C						1.0Ω-10MΩ	10Ω-10MΩ	47.5Ω-1.5MΩ	47.5Ω-1.0MΩ
MF60E						47.5Ω-2.0MΩ	47.5Ω-2.0MΩ	47.5Ω-1.5MΩ	47.5Ω-1.0MΩ
MF65D	1.0 W	350V	700V	700V	1.0Ω-6.81MΩ	10Ω-5.11MΩ	-----	-----	
MF65C					1.0Ω-6.81MΩ	10Ω-5.11MΩ	47.5Ω-2.49MΩ	47.5Ω-1.0MΩ	
MF65E					47.5Ω-5.11MΩ	47.5Ω-4.64MΩ	7.5Ω-2.49MΩ	47.5Ω-2.0MΩ	

### ORDERING AND SPECIFYING INFORMATION



**PERFORMANCE CHARACTERISTICS**



PARAMETER	CHARACTERISTIC LIMITS			TEST METHOD
TEMPERATURE COEFFICIENT (ppm / °C) max	± 25(E)	± 50 (C)	± 100 (D)	
Short-time Overload	±(0.15% + 0.05Ω)	±(0.15% + 0.05Ω)	±0.30% + 0.05Ω)	2.5 x RCWV, 5 seconds
Resistance to Solder Heat	±(0.20% + 0.05Ω)	±(0.20% + 0.05Ω)	±(0.20% + 0.05Ω)	MIL-STD-202, Method 210A
Moisture Resistance	±(0.50% + 0.05Ω)	±(0.50% + 0.05Ω)	±(1.00% + 0.05Ω)	MIL-STD-202, Method 106E
Load Life	±(0.50% + 0.05Ω)	±(0.50 + 0.05Ω)	±(1.00% + 0.05Ω)	MIL-STD-202, Method 108A 70°C, 1000 hours
Failure Rate	<100 ppm / 1000 hrs			2000 hrs at Std Load Life followed by 8000 hrs at cycled 1/2 RCWV
Temperature Cycling	±(0.30% + 0.05Ω)	±(0.30% + 0.50Ω)	±(0.30% + 0.05Ω)	- 55°C, 25°C, 25°C: 5 cycles
Vibration	±(0.10% + 0.05Ω)	±(0.10% + 0.05Ω)	±(0.10% + 0.05Ω)	MIL-STD-202, Method 210A
Terminal Strength	2 # min	5 # min	5 # min	MIL-STD-202, Method 211A
Current Noise	< 0.10μv/v/decade			MIL-STD-202, Method 308
Voltage Coefficient	< 5 ppm/v			MIL-STD-202, Method 301