

DC20/20MBWB

Features

- SUITABLE FOR LEVEL INDICATORS.
- LOW CURRENT OPERATION.
- EXCELLENT ON/OFF CONTRAST.
- WIDE VIEWING ANGLE.
- END STACKABLE.
- MECHANICALLY RUGGED.
- BI-COLOR VERSION AVAILABLE.
- DIFFERENT COLORS IN ONE UNIT AVAILABLE.
- STANDARD : BLACK FACE, WHITE SEGMENT

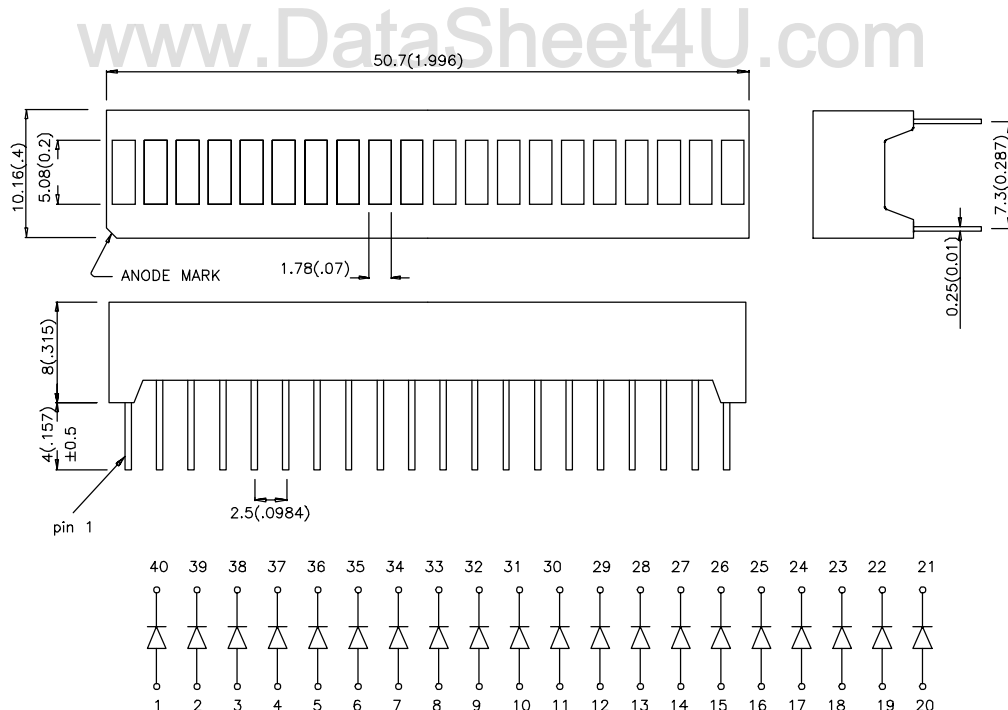
Description

The Blue source color devices are made with GaN on SiC Light Emitting Diode.

Static electricity and surge damage the LEDs. It is recommended to use a wrist band or anti-electrostatic glove when handling the LEDs.

All devices, equipment and machinery must be electrically grounded.

Package Dimensions



Notes:

1. All dimensions are in millimeters (inches).
2. Tolerance is $\pm 0.25(0.01)$ unless otherwise noted.
3. Lead spacing is measured where the lead emerge package.
4. Specifications are subjected to change without notice.

Selection Guide

Part No.	Dice	Iv (ucd) @ 10 mA		Description
		Min.	Typ.	
DC20/20MBWB	BLUE (GaN)	900	2200	20 Segments Bargraph-Display

Electrical / Optical Characteristics at T_A=25°C

Symbol	Parameter	Device	Typ.	Max.	Units	Test Conditions
λ_{peak}	Peak Wavelength	Blue	430		nm	IF=20mA
$\Delta\lambda_{1/2}$	Spectral Line Halfwidth	Blue	65		nm	IF=20mA
C	Capacitance	Blue	100		pF	VF=0V;f=1MHz
V _F	Forward Voltage	Blue	3.8	4.5	V	IF=20mA
I _R	Reverse Current	All		10	uA	VR = 5V

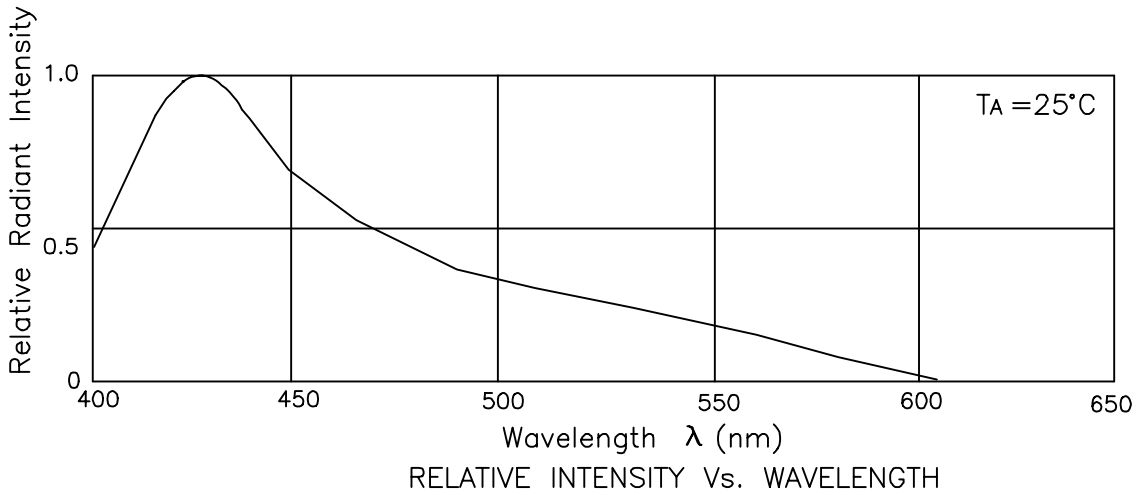
Absolute Maximum Ratings at T_A=25°C

Parameter	Blue	Units
Power dissipation	105	mW
DC Forward Current	30	mA
Peak Forward Current [1]	200	mA
Reverse Voltage	5	V
Operation/Storage Temperature	-40°C To +85°C	
Lead Soldering Temperature [2]	260°C For 5 Seconds	

Notes:

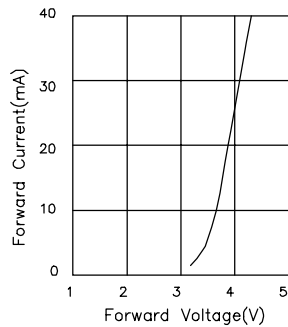
- 1/10 Duty Cycle, 0.1ms Pulse Width.
- 4mm below package base.

Kingbright

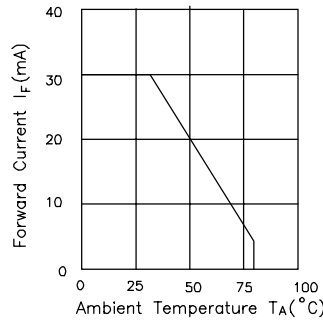


www.DataSheet4U.com

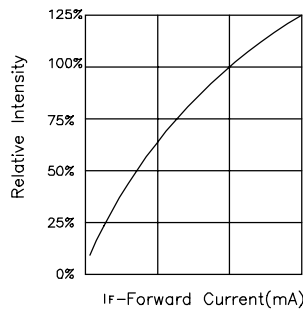
Blue DC20/20MBWB



FORWARD CURRENT Vs. FORWARD VOLTAGE



FORWARD CURRENT DERATING CURVE



RELATIVE INTENSITY Vs. FORWARD CURRENT

