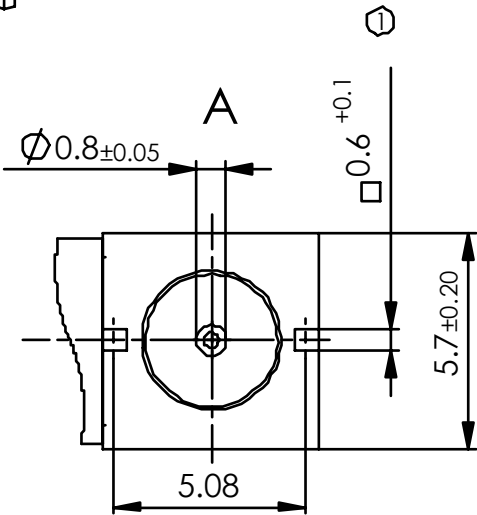
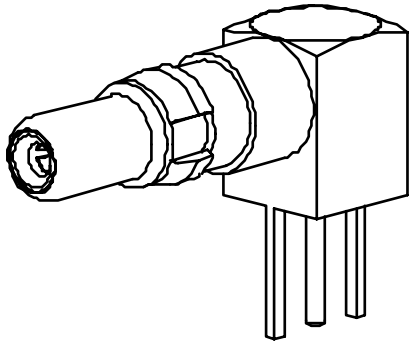
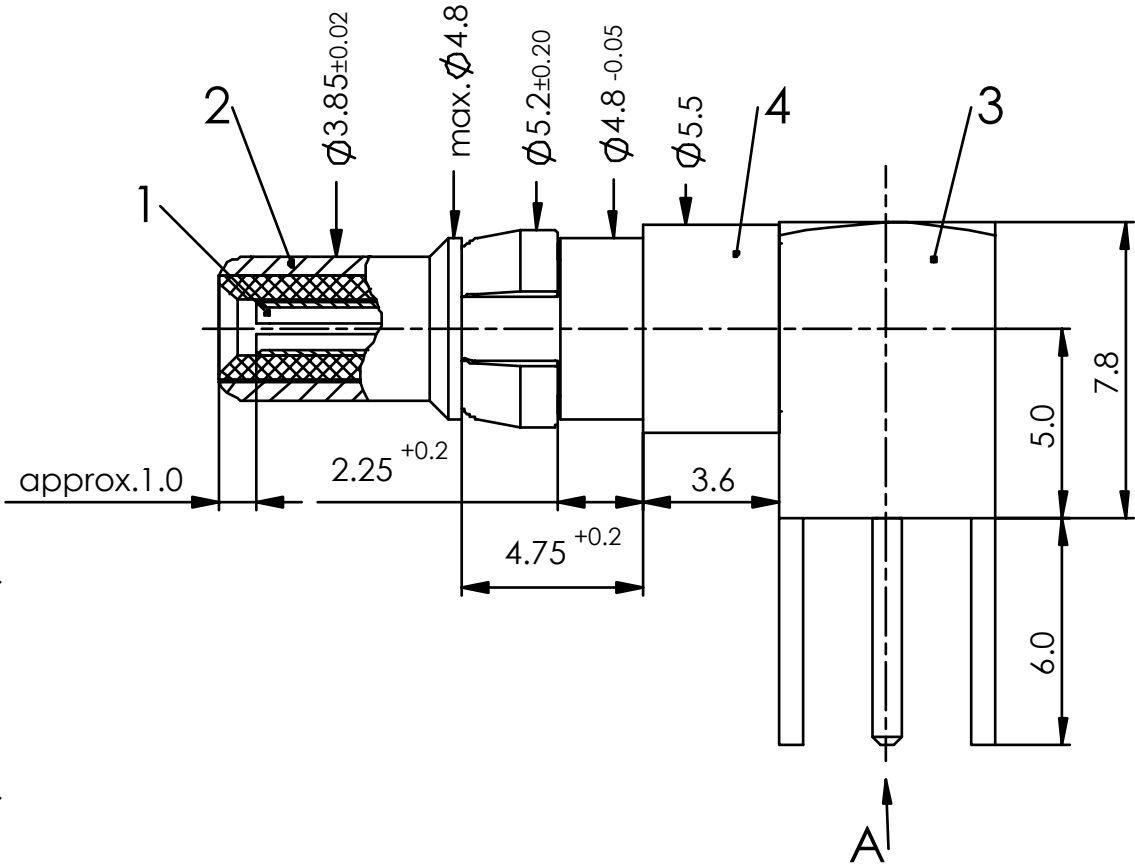
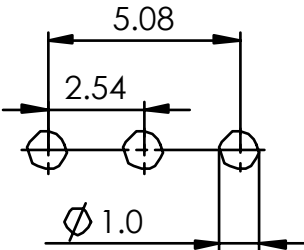


COMMENT:
ALL RIGHTS ARE RESERVED BY US FOR THIS DRAWING. WITHOUT OUR PRIOR CONSENT,
IT MAY NEITHER BE DUPLICATED NOR MADE AVAILABLE TO A THIRD PARTY.
AND IT ALSO MAY NOT BE IMPROPERLY USED BY TE RECEIVER, OR A THIRD PARTY.

FME008P



PCB-Layout



| | | | | | | | |
|-------------------------------------------------------------|------------|-------|------------------------------------|------------|-----------|---------------------|-----------|
| IMPEDANCE 50 Ohm | | | COAXIAL CONTACT | | SCALE 5:1 | TITLE ① | |
| FOR D-SUB | | | | | NAME | | |
| DIMENSIONS IN MM | | | DRAWN | 13-06-1994 | D. Bocan | | |
| MATERIAL + FINISH SEE EXTRA SHEET | | | CHECKED | 11-03-2003 | MZagler | | |
| UNLESS OTHERWISE SPECIFIED DIMENSIONS FOR REFERENCE ONLY | | | FCT electronic gmbh München | | | PART NO. FME008P | REV. 1 |
| 1 | 11-03-2003 | 11132 | ORIGINAL: DIN A4-DRAWING AS A FILE | | | REPLACEMENT FOR: | PAGE: 1/1 |
| REV. | DATE | INDEX | | | | | |