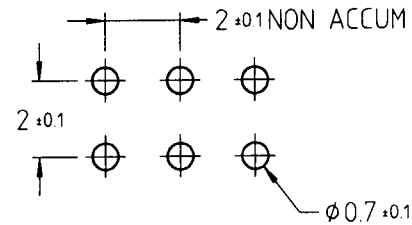
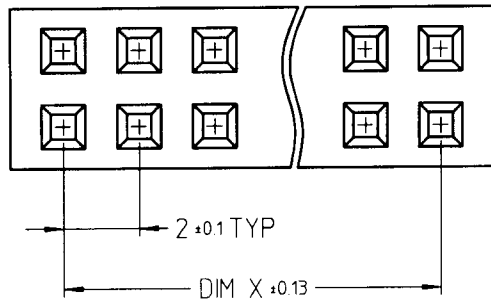
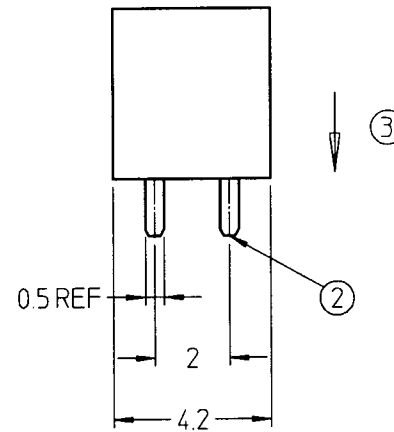
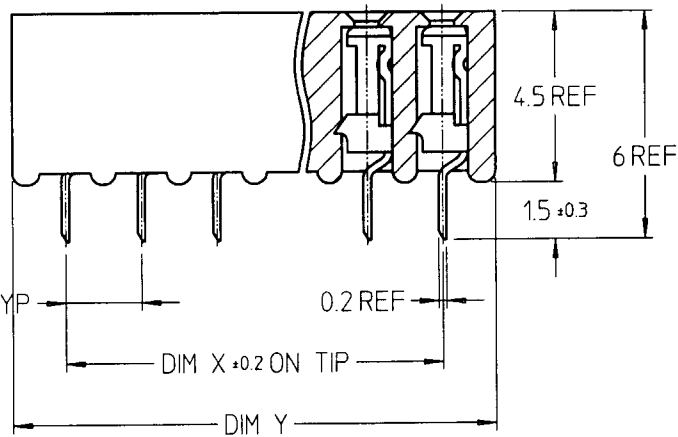


REV	DESCRIPTION	REV'D BY	DATE
A	ECR S0268	BS LOW	20.3.89
B	ECR S0307	BS LOW	31MAY89
C	ECR S0399	SE TAY	16/1/90
D	ECR S00100	SC THAM	30MAY00



FLEXIBLE CIRCUIT
RECOMMENDED MOUNTING HOLE LAYOUT



GEN. TOLERANCES		DO NOT SCALE DWG. MM		
REFER TO NOTE 4				
		NAME	DATE	DESCRIPTION
		JANET	30MAY00	MINITEK II VCC ASSY (SHORT LEG)
DRAWN				PRODUCT NO. 86456
CHECKED				SCALE 5 : 1
APPROVED				SHT 1 OF 2

CUSTOMER COPY

PRODUCT NO	POS	DIM X	DIM Y
86456-X02	2X1	-	2,8
X04	2X2	2	4,8
X06	2X3	4	6,8
X08	2X4	6	8,8
X10	2X5	8	10,8
X12	2X6	10	12,8
X14	2X7	12	14,8
X16	2X8	14	16,8
X18	2X9	16	18,8
X20	2X10	18	20,8
X22	2X11	20	22,8
X24	2X12	22	24,8
X26	2X13	24	26,8
X28	2X14	26	28,8
X30	2X15	28	30,8
X32	2X16	30	32,8
X34	2X17	32	34,8
X36	2X18	34	36,8
X38	2X19	36	38,8
X40	2X20	38	40,8
X42	2X21	40	42,8
X44	2X22	42	44,8
X46	2X23	44	46,8
X48	2X24	46	48,8
X50	2X25	48	50,8

PLATING	DESCRIPTION
0	0,2 um Au
1	0,76 um Au
2	UNASSIGNED
3	0,38 um Au
4	UNASSIGNED
5	UNASSIGNED
6	UNASSIGNED

REV
A
B
C
D

PART NUMBER INFORMATION

XXXXX-XXX
 BASE P/N ———— TERMINAL PLATING

NOTES

- 1 MATERIAL
 BODY : GLASS FILLED PBT UL 94V-0 BLACK
 TERMINAL : PHOSPHOR BRONZE
- ② CUT SURFACE IS UNPLATED
- ③ TERMINAL RETENTION FORCE 0.5 Kg MIN
- 4 TOLERANCE UNLESS OTHERWISE NOTED ±0.25

CUSTOMER COPY

GEN. TOLERANCES		DO NOT SCALE DWG MM		
REFER TO NOTE 4				
		NAME	DATE	DESCRIPTION
DRAWN		JANET	30MAY00	MINITEK II VCC ASSY (SHORT LEG)
CHECKED		<i>Plh</i>	1/6/00	PRODUCT NO. 86456
APPROVED		<i>J. J.</i>	2/6/00	SCALE 1:1 SHT 2 OF 2