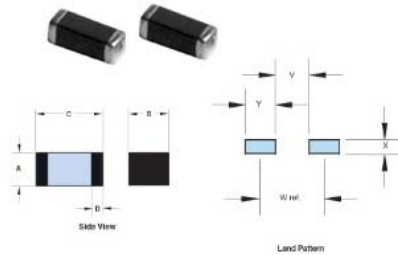


Products Technical About Us Contact Us

Catalog Part Search: 2512061517Y3

Low Current Medium Current High Current



Pkg. Size	A	B	C	D	Wt. (g)	Land Patterns				Reel Information			
						V	W (ref)	X	Y	Tape Width mm	Pitch mm	Parts 7" Reel	Parts 13" Reel
0402 (1005)	0.5±0.05 0.020	0.5±0.05 0.020	1.0±0.05 0.040	0.25±0.15 0.010	0.002	0.40 0.016	1.30 0.051	0.70 0.028	0.90 0.035	8	4	10000	—
0603 (1608)	0.8±0.15 0.031	0.8±0.15 0.031	1.6±0.15 0.063	0.4±0.2 0.016	0.006	0.60 0.024	1.70 0.067	1.00 0.039	1.10 0.043	8	4	4000	10000
0805 (2012)	0.9±0.2 0.035	1.25±0.2 0.049	2.0±0.2 0.079	0.5±0.3 0.020	0.01	0.60 0.024	1.90 0.075	1.50 0.059	1.30 0.051	8	4	4000	10000
1206 (3216)	1.1±0.2 0.043	1.6±0.2 0.063	3.2±0.2 0.126	0.7±0.3 0.028	0.03	1.20 0.047	2.80 0.110	1.80 0.071	1.60 0.063	8	4	3000	10000
1806 (4516)	1.6±0.2 0.063	1.6±0.2 0.063	4.5±0.2 0.177	0.7±0.3 0.028	0.06	2.00 0.079	3.90 0.154	1.80 0.071	1.90 0.075	12	8	2000	10000
1812 (4532)	1.5±0.2 0.059	3.2±0.2 0.126	4.5±0.2 0.177	0.7±0.3 0.028	0.09	2.00 0.079	3.90 0.154	3.40 0.134	1.90 0.075	12	8	1000	5000

Part Number: 2512061517Y3
 Frequency Range: Medium Current
 Description: MULTI-LAYER CHIP BEAD
 Application: Suppression Components
 Where Used: Board Component
 Part Type: Chip Beads
 Preferred Part: ✓

Part Type Information

Mechanical Specifications

Weight: 0.03 (g)
 View Chart Legend

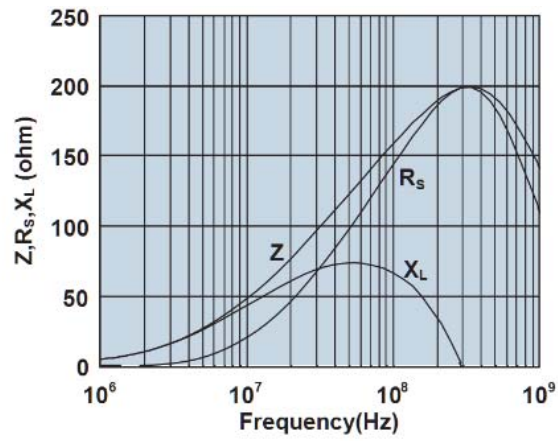
Dim	mm	mm tol	nominal inch	inch misc.	Land Patterns					Winding Information			
					V	W (ref)	X	Y	Z	Turns Tested	Wire Size	1st Wire Length	2nd Wire Length
A	1.10	±0.20	0.043	—	1.200 0.047	2.800 0.110	1.800 0.071	1.600 0.063	—	—	—	—	—
B	1.60	±0.20	0.063	—	Reel Information Tape Width mm: 8, Pitch mm: 4, Parts 7" Reel: 3000, Parts 13" Reel: 10000, Parts 14" Reel: —					Pkg Size 1206 (3216)			
C	3.20	±0.20	0.126	—						Connector Plate # Holes: —, # Rows: —			
D	0.70	±0.30	0.028	—	Cable Information Max Diameter: —, Max Dimension: —, Solid Equivalent: —, Flat Cable Cores: —								
E	—	—	—	—									
F	—	—	—	—									
G	—	—	—	—									
H	—	—	—	—									
J	—	—	—	—									
K	—	—	—	—									

Electrical Specifications

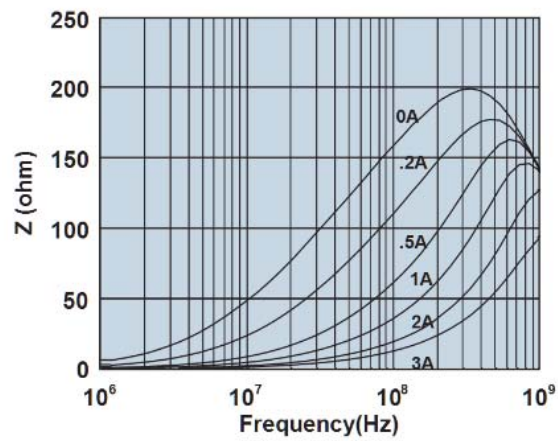
Typical Impedance (Ω)		Electrical Properties	
50 MHz	120	Signal Speed	Standard
100 MHz*	150 ±25%	Max DCR (Ω)	0.05
500 MHz	173	Max Current (mA)	3000
1000 MHz	130		

Impedance Curve

2512061517Y3



Impedance, reactance, and resistance vs. frequency.



Impedance vs. frequency with dc bias.

(c) Copyright www.fair-rite.com 2007. All Rights Reserved. Site Map Admin Rep Login
 Telephone: (888)324-7748 Application Engineering questions: ferrites@fair-rite.com Web Site Questions: webmaster@fair-rite.com