



SMT Power Inductors – DS5022P Series



The DS5022 Series of magnetically shielded power inductors is designed for the higher current requirements of portable computers, video recorders and other DC-DC conversion applications.

They feature saturation current ratings as high as 18 Amps and rms current ratings up to 6.5 Amps. Low DC resistance (as low as 0.040 Ohms) keeps power losses to a minimum.

For new designs, consider the MSS1278 as an alternative to this series. The MSS1278 series is more cost effective, features a smaller footprint, lower DCR and better current handling. We will continue to manufacture and support the DS5022P indefinitely.

SPICE models
ON OUR WEB SITE OR CD

Part Number ¹	L ±20% ² (µH)	DCR max (Ohms)	SRF typ (MHz)	Isat ³ (A)	Irms ⁴ (A)
DS5022P-102ML_	1.0	0.016	130	18.0	6.5
DS5022P-222ML_	2.2	0.023	70	14.0	5.0
DS5022P-332ML_	3.3	0.026	60	12.5	4.7
DS5022P-472ML_	4.7	0.028	40	11.5	4.4
DS5022P-562ML_	5.6	0.030	33	10.8	4.1
DS5022P-103ML_	10	0.040	30	8.0	3.9
DS5022P-153ML_	15	0.048	20	7.0	3.4
DS5022P-223ML_	22	0.059	18	6.0	3.1
DS5022P-333ML_	33	0.075	14	5.0	2.8
DS5022P-473ML_	47	0.097	10	4.0	2.4
DS5022P-683ML_	68	0.138	9.0	3.0	2.0
DS5022P-104ML_	100	0.207	7.0	2.4	1.7
DS5022P-154ML_	150	0.293	6.0	2.1	1.3
DS5022P-224ML_	220	0.47	5.0	1.9	1.1
DS5022P-274ML_	270	0.64	4.5	1.4	0.95
DS5022P-334ML_	330	0.78	4.0	1.1	0.86
DS5022P-474ML_	470	1.08	3.0	1.1	0.73
DS5022P-684ML_	680	1.40	2.5	0.96	0.64
DS5022P-824ML_	820	1.70	2.2	0.88	0.58
DS5022P-105ML_	1000	2.01	2.0	0.80	0.53

1. When ordering, please specify **termination** and **packaging** codes:

DS5022P-105ML D

Termination: L = RoHS compliant gold over nickel over phos bronze.
Special order: T = RoHS tin-silver-copper (95.5/4/0.5)
or S = non-RoHS tin-lead (63/37).

Packaging: D = 13" machine-ready reel. EIA-481 embossed plastic tape (250 parts per full reel).

B = Less than full reel. In tape, but not machine ready.
To have a leader and trailer added (\$25 charge), use code letter D instead.

2. Inductance tested at 0.1 Vrms, 100 kHz, 0 Adc.

3. DC current at which the inductance drops 10% (typ) from its value without current.

4. Current that causes a 40°C temperature rise from 25°C ambient.

5. **Ambient temperature range:** -40°C to +85°C with Irms current
+85°C to +125°C with derated current

6. **Storage temperature range:** Component: -40°C to +125°C
Packaging: -40°C to +80°C

7. **Resistance to soldering heat:** Three reflows at >217°C for 90 seconds
(+260°C ±5°C for 20 – 40 seconds), allowing parts to cool to room temperature between.

8. Electrical specifications at 25°C.

Refer to Doc 362 "Soldering Surface Mount Components" before soldering.

Coilcraft[®]

Specifications subject to change without notice.
Please check our website for latest information.

Document 188-1 Revised 10/06/08

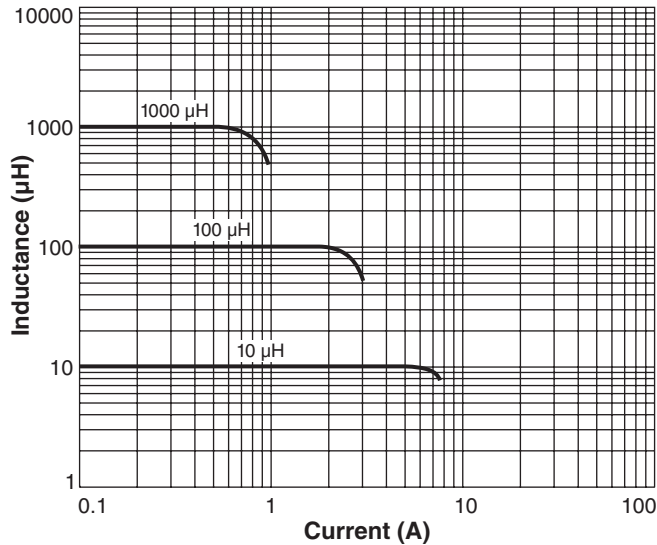
1102 Silver Lake Road Cary, Illinois 60013 Phone 847/639-6400 Fax 847/639-1469

E-mail info@coilcraft.com Web <http://www.coilcraft.com>

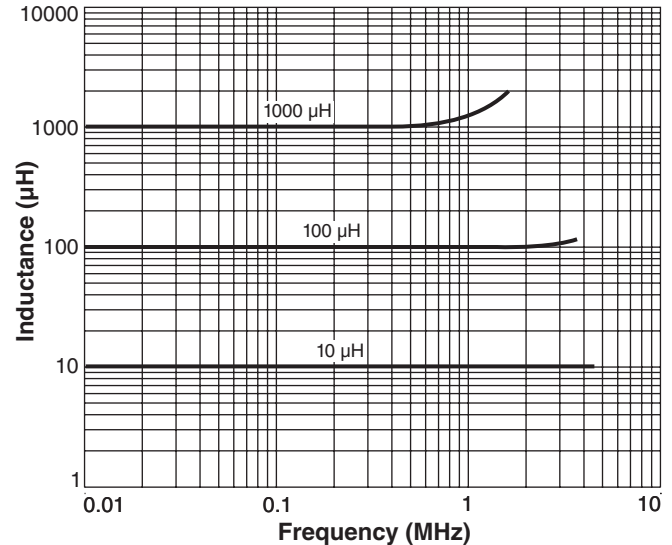


SMT Power Inductors - DS5022P Series

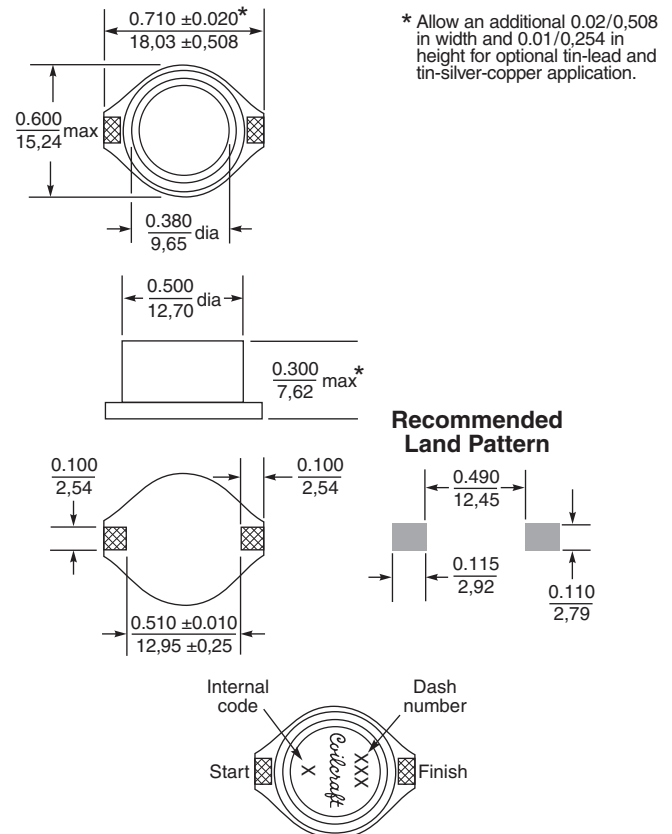
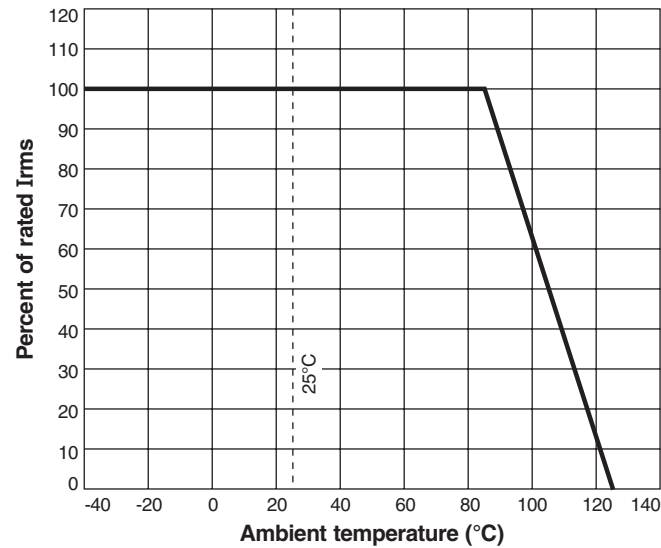
Typical L vs Current



Typical L vs Frequency



Irms Derating



Part marking since Feb. 2005. Parts manufactured prior to that date may have color dots. Visit www.coilcraft.com/colrpowr.cfm for details.

Weight: 2.6 – 3.0 g
Tape and reel: 250/13" reel 32 mm tape width
 For packaging data see Tape and Reel Specifications section.



Specifications subject to change without notice. Please check our website for latest information.

Document 188-2 Revised 10/06/08

1102 Silver Lake Road Cary, Illinois 60013 Phone 847/639-6400 Fax 847/639-1469

E-mail info@coilcraft.com Web <http://www.coilcraft.com>