



SMT Power Inductors – DO5022P Series



- Excellent current handling – up to 28.8 Asat.
- Low dc resistance keeps power losses to a minimum

Designer's Kit C311 contains 3 of each part

Core material Ferrite

Core and winding loss See www.coilcraft.com/coreloss

Terminations RoHS compliant gold over nickel over phos bronze. Other terminations available at additional cost.

Weight 2.8 – 3.9 g

Ambient temperature –40°C to +85°C with I_{rms} current, +85°C to +125°C with derated current

Storage temperature Component: –40°C to +125°C.
Packaging: –40°C to +80°C

Resistance to soldering heat Max three 40 second reflows at +260°C, parts cooled to room temperature between cycles

Moisture Sensitivity Level (MSL) 1 (unlimited floor life at <30°C / 85% relative humidity)

Failures in Time (FIT) / Mean Time Between Failures (MTBF)

38 per billion hours / 26,315,789 hours, calculated per Telcordia SR-332

Packaging 250 per 13" reel Plastic tape: 32 mm wide, 0.38 mm thick, 24 mm pocket spacing, 7.8 mm pocket depth

PCB washing Only pure water or alcohol recommended

Part number ¹	L ±20% ² (µH)	DCR max (Ohms)	SRF typ ³ (MHz)	Isat (A) ⁴		I _{rms} ⁵ (A)
				10% drop	20% drop	
DO5022P-102ML_	1.0	0.009	80	27.6	28.8	8.6
DO5022P-222ML_	2.2	0.014	80	18.5	19.8	7.1
DO5022P-332ML_	3.3	0.018	60	14.5	15.5	6.2
DO5022P-562ML_	5.6	0.020	40	12.5	13.8	5.3
DO5022P-822ML_	8.2	0.029	30	10.3	11.5	4.8
DO5022P-103ML_	10	0.031	30	9.4	10.5	4.3
DO5022P-153ML_	15	0.036	22	7.5	8.2	4.0
DO5022P-223ML_	22	0.047	20	6.5	7.2	3.5
DO5022P-333ML_	33	0.066	15	5.2	6.1	3.0
DO5022P-473ML_	47	0.086	9	4.2	4.7	2.6
DO5022P-683ML_	68	0.13	8	3.7	4.1	2.3
DO5022P-104ML_	100	0.19	7	3.0	3.4	1.8
DO5022P-154ML_	150	0.25	6	2.5	2.8	1.5
DO5022P-224ML_	220	0.38	5	2.0	2.3	1.2
DO5022P-334ML_	330	0.56	4	1.7	1.9	1.0
DO5022P-474ML_	470	0.85	3	1.5	1.7	0.82
DO5022P-684ML_	680	1.1	2.5	1.2	1.3	0.72
DO5022P-105ML_	1000	1.8	2.0	0.95	1.1	0.56

1. When ordering, please specify **termination** and **packaging** codes:

DO5022P-105ML L D

Termination: L = RoHS compliant gold over nickel over phos bronze.
Special order: T = RoHS tin-silver-copper (95.5/4/0.5)
or S = non-RoHS tin-lead (63/37).

Packaging: D = 13" machine-ready reel. EIA-481 embossed plastic tape (250 parts per full reel).

B = Less than full reel. In tape, but not machine ready.
To have a leader and trailer added (\$25 charge),
use code letter D instead.

2. Inductance tested at 100 kHz, 0.1 Vrms, 0 Adc using an Agilent/HP 4263B LCR meter or equivalent.
 3. SRF >13 MHz measured using Agilent/HP 8753D network analyzer; <13 MHz using Agilent/HP 4192A.
 4. DC current at which inductance drops the specified amount from its value without current.
 5. Current that causes a 40°C temperature rise from 25°C ambient.
 6. Electrical specifications at 25°C.
- Refer to Doc 362 "Soldering Surface Mount Components" before soldering.

SPICE models
ON OUR WEB SITE OR CD

Coilcraft[®]

Specifications subject to change without notice.
Please check our website for latest information.

Document 172-1 Revised 10/14/08

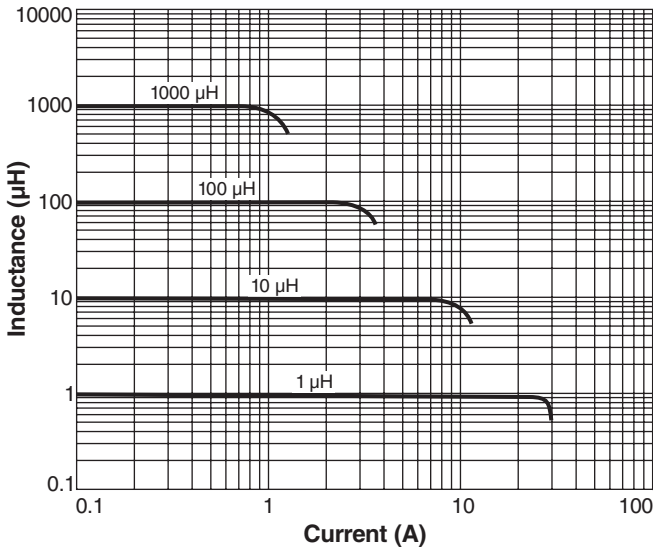
1102 Silver Lake Road Cary, Illinois 60013 Phone 847/639-6400 Fax 847/639-1469

E-mail info@coilcraft.com Web <http://www.coilcraft.com>

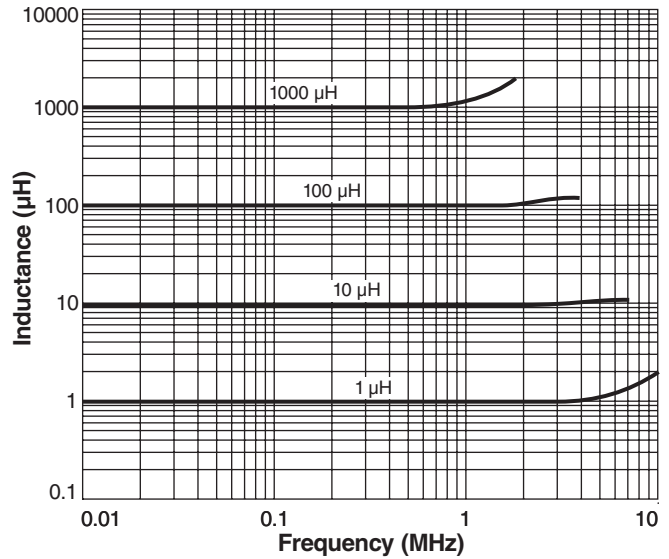


SMT Power Inductors – DO5022P Series

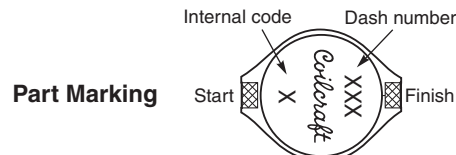
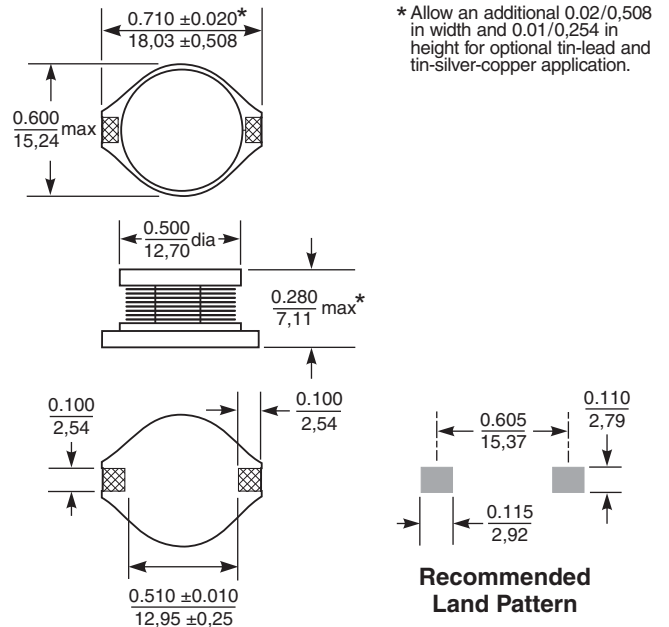
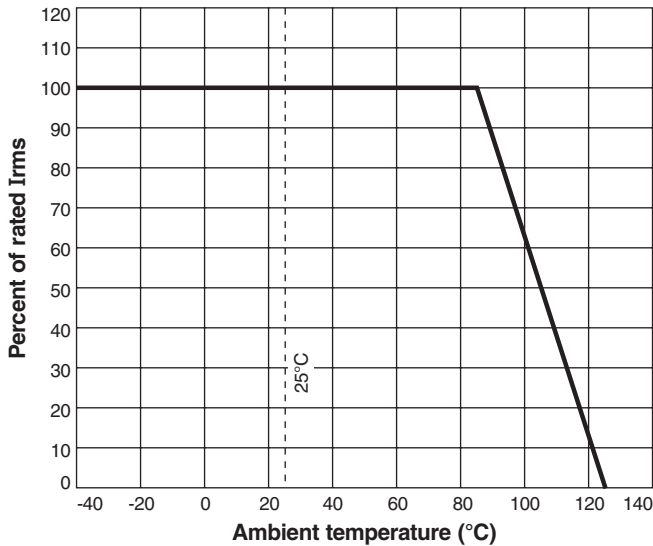
Typical L vs Current



Typical L vs Frequency



Current Derating



Part marking since Feb. 2005. Parts manufactured prior to that date may have color dots. Visit www.coilcraft.com/colrpowr.cfm for details.

Dimensions are in $\frac{\text{inches}}{\text{mm}}$



Specifications subject to change without notice. Please check our website for latest information.

Document 172-2 Revised 10/14/08

1102 Silver Lake Road Cary, Illinois 60013 Phone 847/639-6400 Fax 847/639-1469

E-mail info@coilcraft.com Web <http://www.coilcraft.com>