

Chip Inductors – 1008LS Series (2520)

These ferrite core surface mount inductors have lower DCR and higher current ratings than our 1008CS Series. They're available with inductance values from 1.2 to 10 μ H.

Coilcraft **Designer's Kit C136** contains samples of all 5% inductance tolerance parts. To order, contact Coilcraft or visit <http://order.coilcraft.com> to order on-line.

Part Number ¹	Inductance ² (μ H)	Percent Tolerance ³	Q Min ⁴	SRF Min ⁵ (MHz)	DCR Max ⁶ (Ohms)	I _{DC} Max ⁷ (mA)
1008LS-122X_B_	1.2 @ 7.9 MHz	10,5	48 @ 50 MHz	210	.68	650
1008LS-152X_B_	1.5 @ 7.9 MHz	10,5	41 @ 50 MHz	190	.76	630
1008LS-182X_B_	1.8 @ 7.9 MHz	10,5	39 @ 50 MHz	170	.84	600
1008LS-222X_B_	2.2 @ 7.9 MHz	10,5	34 @ 50 MHz	150	1.10	520
1008LS-272X_B_	2.7 @ 7.9 MHz	10,5	34 @ 50 MHz	135	1.28	490
1008LS-332X_B_	3.3 @ 7.9 MHz	10,5	32 @ 50 MHz	120	1.46	450
1008LS-392X_B_	3.9 @ 7.9 MHz	10,5	32 @ 7.9 MHz	105	1.56	420
1008LS-472X_B_	4.7 @ 7.9 MHz	10,5	31 @ 7.9 MHz	90	1.68	400
1008LS-562X_B_	5.6 @ 7.9 MHz	10,5	31 @ 7.9 MHz	80	1.82	380
1008LS-682X_B_	6.8 @ 7.9 MHz	10,5	31 @ 7.9 MHz	70	2.00	360
1008LS-822X_B_	8.2 @ 7.9 MHz	10,5	23 @ 7.9 MHz	65	2.65	330
1008LS-103X_B_	10.0 @ 7.9 MHz	10,5	31 @ 7.9 MHz	60	2.95	300

1. When ordering, please specify tolerance and packaging codes:

Inductance tolerance code:

Table above shows stock tolerances in bold.
J= \pm 5%, K= \pm 10%

1008LS-103X_B_

Packaging code:

C=7" machine-ready reel EIA RS-481 clear plastic tape. 2000 per reel.

B=Less than full reel Not machine-ready. The carrier tape may not be a single continuous length. To have a leader and trailer added (\$25 charge), use code letter C instead.

D=13" machine-ready reel EIA RS-481 clear plastic tape. Factory order only, not stocked. 7500 per reel.

2. Inductance measured using Coilcraft SMD-A fixture in Agilent/HP4286A

impedance analyzer with Coilcraft-provided correlation pieces. For recommended test procedures, contact Coilcraft.

3. Tolerances in bold are stocked for immediate shipment.

4. Q measured using Agilent/HP4291A with Agilent/HP16193 test fixture.

5. SRF measured using Agilent/HP8753D network analyzer with Coilcraft SMD-D fixture.

6. DCR measured on Cambridge Technology Micro-ohmmeter.

7. For 15° C rise.

8. Operating temperature range -40° C to +85° C.

9. Electrical specifications at 25°C.

10. For environmental data, see "Product Specifications" page (Doc. 121).

11. For part marking data, see "Color Coding" page (Doc. 174).

COILCRAFT ACCURATE
PRECISION REPEATABLE
MEASUREMENTS
SEE INDEX **TEST FIXTURES**

Specifications subject to change without notice. Document 103-1 Revised 4/19/01

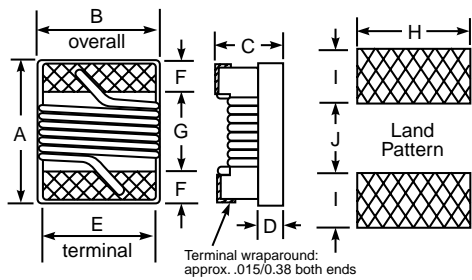
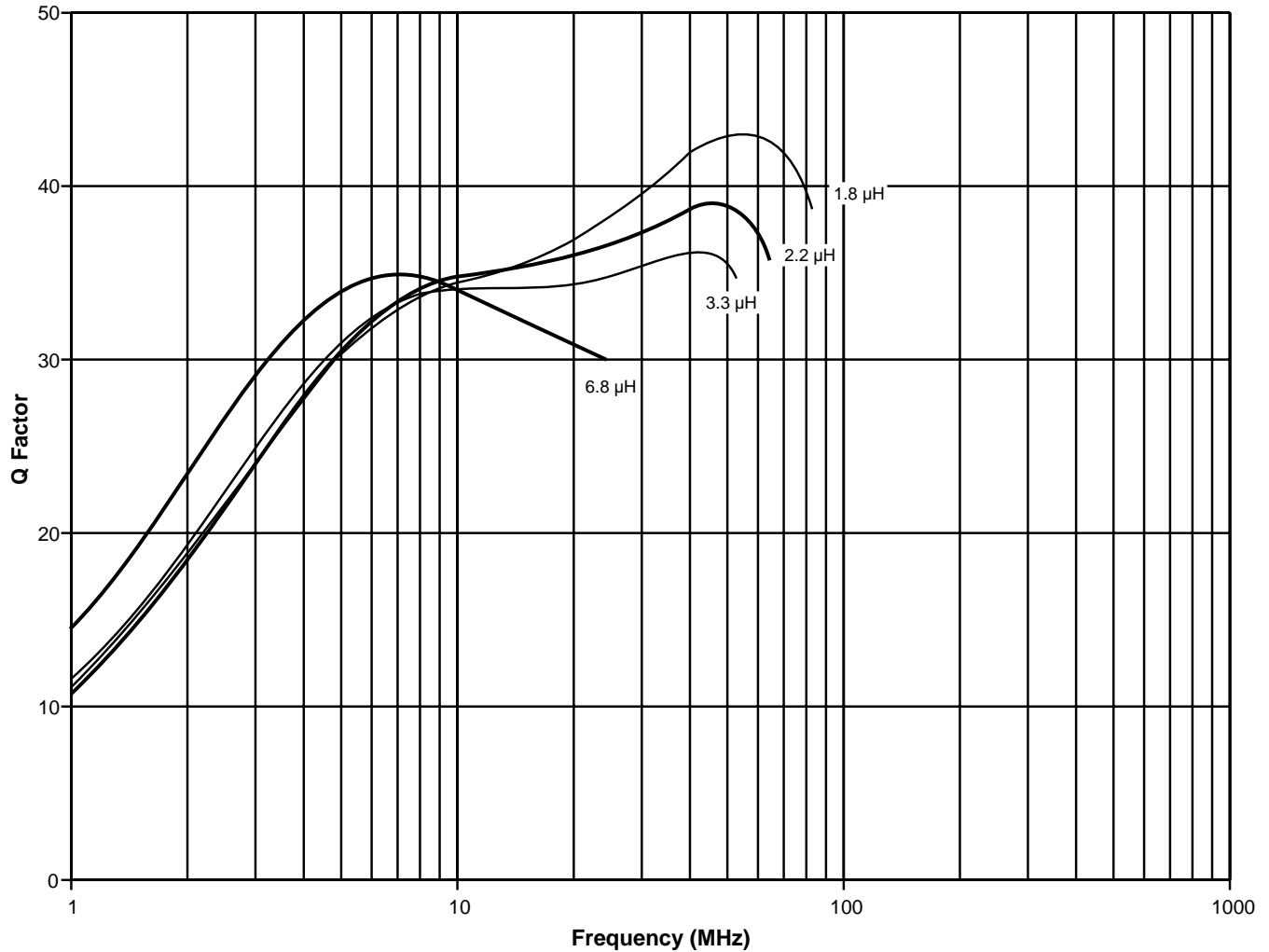
1102 Silver Lake Road Cary, Illinois 60013 Phone 847/639-6400 Fax 847/639-1469
E-mail info@coilcraft.com Web <http://www.coilcraft.com>

1008LS Series (2520)

S-Parameter files
ON OUR WEB SITE OR CD

PSpice models
SEE CATALOG, WEB SITE OR CD

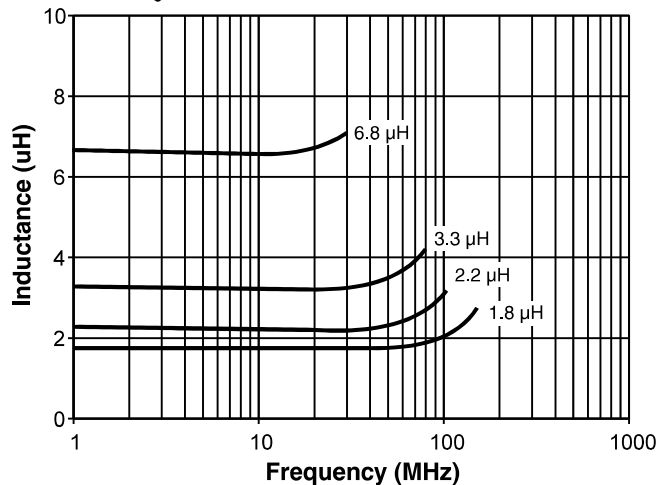
TYPICAL Q vs FREQUENCY



A	B	C	D	E	F	G	H	I	J
Max.	Max.	Max.	Ref.						
.115	.110	.080	.020	.080	.020	.060	.100	.040	.050
2,92	2,79	2,03	0,51	2,03	0,51	1,52	2,54	1,02	1,27

Parts/reel: 7" 2,000; 13" 7,500 Tape width: 8 mm
For packaging data, see "Tape and Reel Specifications" (Document 173).

L vs FREQUENCY



Specifications subject to change without notice. Document 103-2 Revised 4/9/01

1102 Silver Lake Road Cary, Illinois 60013 Phone 847/639-6400 Fax 847/639-1469

E-mail info@coilcraft.com Web http://www.coilcraft.com