

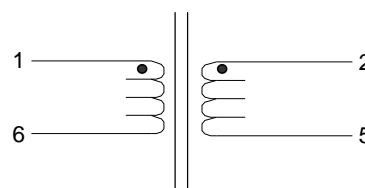
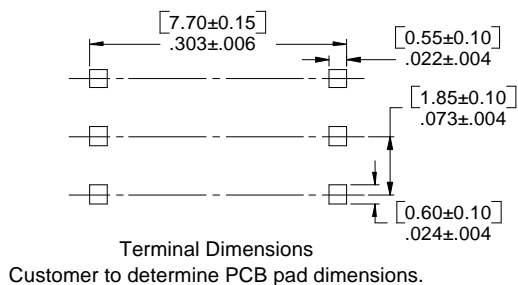
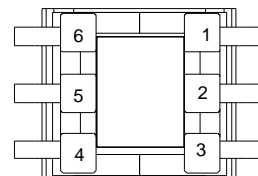
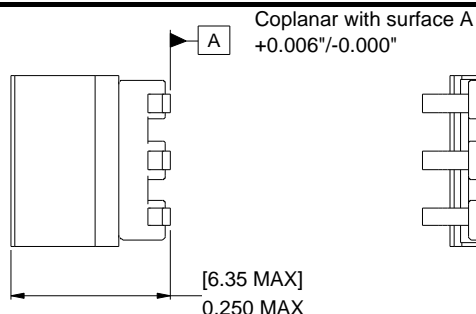
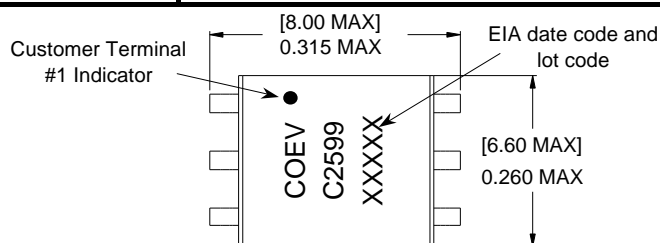
C2599



tyco Electronics

Product Description

310μH Coupled Inductor



Primary units are in inches. Millimeters are in brackets.

Electrical Specifications at +20°C unless noted otherwise

Test Description	Limit	Units	Tol	Notes
Inductance	310	μH	±8%	1-6, 10kHz, 100mVAC, Ls.
Inductance	310	μH	±8%	2-5, 10kHz, 100mVAC, Ls.
DC Resistance	6.99	Ω	Max.	1-6
DC Resistance	6.99	Ω	Max.	2-5
Turns Ratio	1.00 : 1.00	---	±1%	(1-6) : (2-5), 10KHz, 100mVAC.
Dielectric	600	VDC	500μA	1-5, 1 second test, 500μA maximum leakage current.
Dielectric	500	VDC	500μA	1-CORE tie(1+2), 1 second test, 500μA maximum leakage current.

Operating Temperature Range: -40°C to +85°C

The information contained in this drawing is the sole property of CoEv, Inc. Any reproduction or use without the written permission of CoEv, Inc. is prohibited.

TEL 888-978-2638 - FAX 605-886-8995 - Specifications subject to change without notice. For latest revision visit www.coev.net

7/13/01