



Features

- Shielded construction
- Unit height of 5.5 mm
- Inductance range: 0.36 μ H to 8.8 μ H
- Current up to 28 A
- Lead free
- RoHS compliant*

Applications

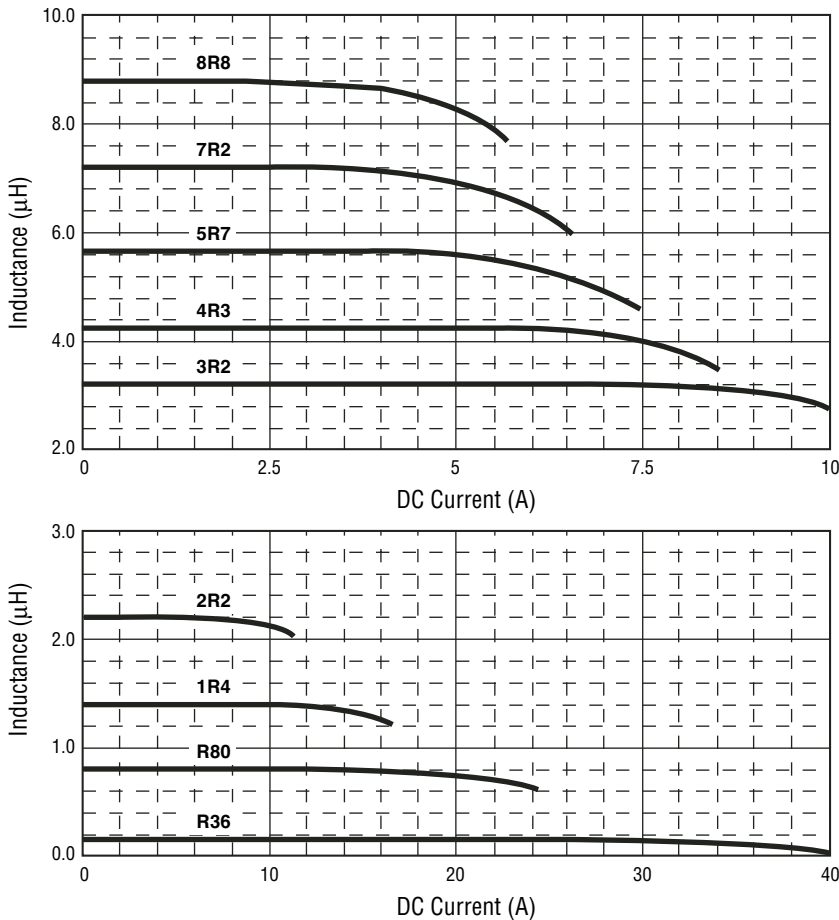
- Input/output of DC/DC converters
- Power supplies for:
 - Portable communications equipment
 - Camcorders
 - LCD TVs
 - Car audio systems

SRP1055 Series - Shielded Power Inductors

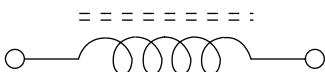
Electrical Specifications

Bourns Part No.	Inductance L (μ H)	I rms (A)	I sat (A)	DCR (m Ω) max.
SRP1055-R36Y	0.36 \pm 30 %	28.0	26.0	1.7
SRP1055-R80M	0.80 \pm 20 %	20.0	18.0	2.5
SRP1055-1R4M	1.40 \pm 20 %	16.0	14.0	3.2
SRP1055-2R2M	2.20 \pm 20 %	12.0	10.0	5.8
SRP1055-3R2M	3.20 \pm 20 %	11.0	9.0	7.2
SRP1055-4R3M	4.30 \pm 20 %	10.0	8.0	8.5
SRP1055-5R7M	5.70 \pm 20 %	7.6	7.0	13.2
SRP1055-7R2M	7.20 \pm 20 %	7.0	6.2	15.5
SRP1055-8R8M	8.80 \pm 20 %	6.0	5.6	17.2

Inductance vs. DC Superposition Characteristics



Electrical Schematic



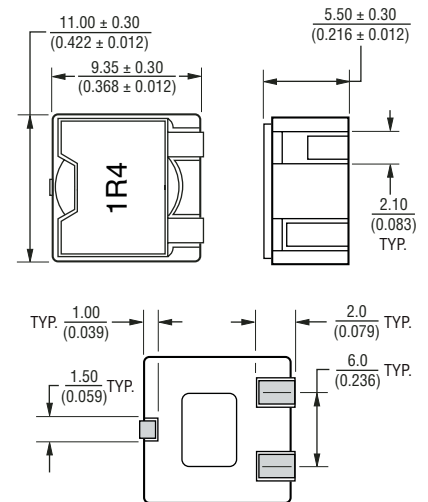
General Specifications

Test Voltage.....1 V
 Test Frequency100 KHz
 Reflow Soldering.....230 °C; 50 sec max.
 Operating Temperature ..-55 °C to +150 °C
 (Temperature rise included)
 Storage Temperature..-55 °C to +150 °C
 Resistance to Soldering Heat
+260 °C for 10 sec.

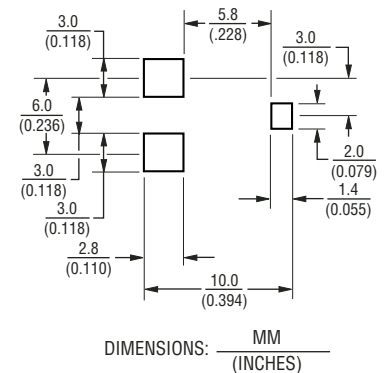
Materials

Core.....Ferrite ER
 Wire.....Enameled copper
 Terminal.....Cu/Ni/Sn
 Rated Current.....Ind. drops 25 % at I sat
 Temperature Rise.....40 °C at rated I rms
 Packaging300 pcs. per 13-inch reel

Product Dimensions



Recommended Layout

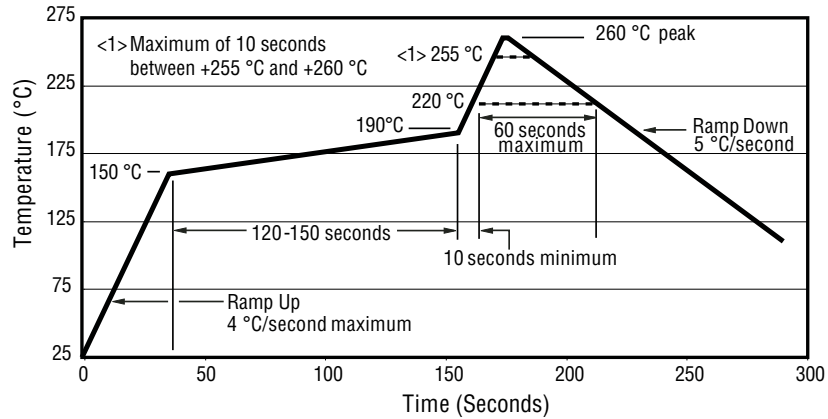


*RoHS Directive 2002/95/EC Jan 27 2003 including Annex Specifications are subject to change without notice. Customers should verify actual device performance in their specific applications.

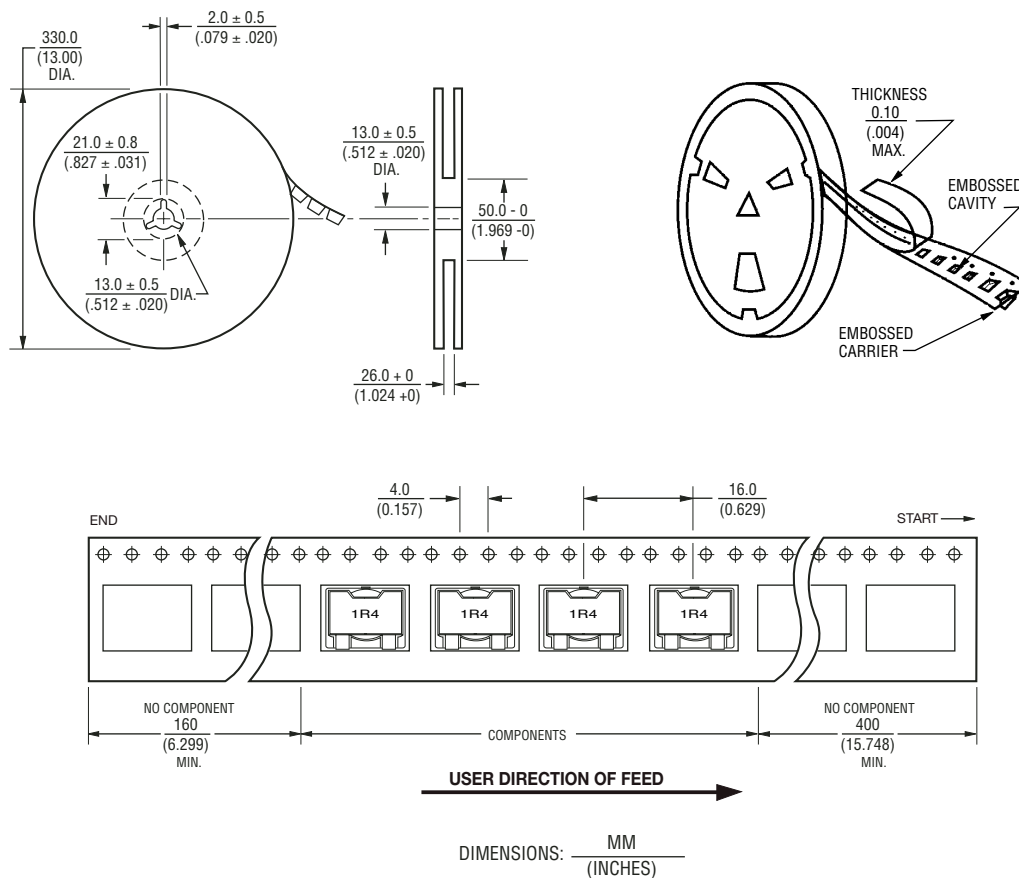
SRP1055 Series - Shielded Power Inductors

BOURNS®

Soldering Profile



Packaging Specifications



REV. 10/06

Specifications are subject to change without notice.

Customers should verify actual device performance in their specific applications.