


BCN Series

Features

- Sulphur resistant version available (Tested to ASTM-B809)
- AEC-Q200 (BCN10 and BCN164AB)
- Convex terminations
- Isolated and bussed versions



 All parts are Pb-free and comply with EU Directive 2011/65/EU amended by (EU) 2015/863 (RoHS3)

Summary of Types

Type	Part Number Start	Width (mm)	Resistor Elements	Circuit	Package Size	Scalloped Convex	Square Convex
BCN10	BCN104AB	1.0	0402 x 4	Isolated	0804		
BCN164	BCN164A	1.6	0603 x 4				
	BCN164AB						
BCN168	BCN168SB		0603 x 8	Bussed	1206		
	BCN168RB						

Electrical Data

		BCN10	BCN164	BCN168
Resistor power rating @70°C	mW	63		32
Package power rating @70°C	mW	250		
Limiting element voltage	V	25	50	25
Maximum overload voltage	V	63	125	63
Resistance range	ohms	10R – 1M0		100R – 1M0
Resistance tolerance	%	1, 5	1, 2, 5	5
TCR	ppm/°C	±200		
Standard values		E24 (for 2% or 5% tolerance), E96 (for 1% tolerance)		
Ambient temperature range	°C	-55 to +155		

General Note

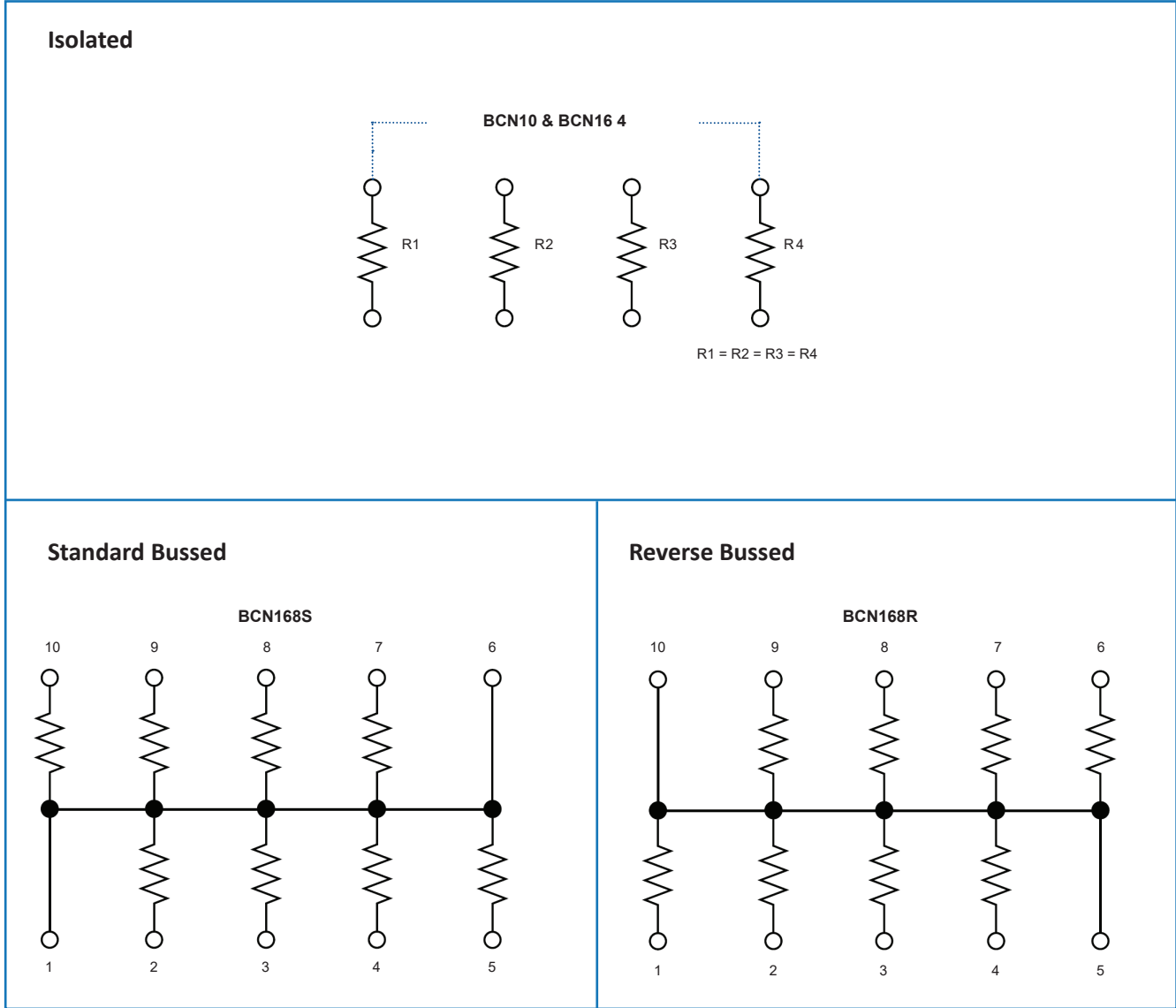
TT Electronics reserves the right to make changes in product specification without notice or liability.
All information is subject to TT Electronics' own data and is considered accurate at time of going to print.

BI Technologies IRC Welwyn

www.ttelectronics.com/resistors

BCN Series

Circuits



Environmental Data

Test	Condition	$\Delta R\%$ (+0.1 Ω)
Load life	1000 hrs cyclic load @ 70°C	3
Short term overload	2.5 x rated voltage for 5s	2
High temperature operation	1000 hrs @ 155°C	3
Temperature cycling	5 cycles, -55 to +155°C	1
Moisture resistance	1000 hrs @ 40°C, 95% RH	3
Resistance to solder heat	260°C for 10s	1
Sulphur resistance ¹	1000 hrs @ 50°C, 92% RH, 3-5ppm H ₂ S	0.5

Note 1 – Anti-sulphur construction only

General Note

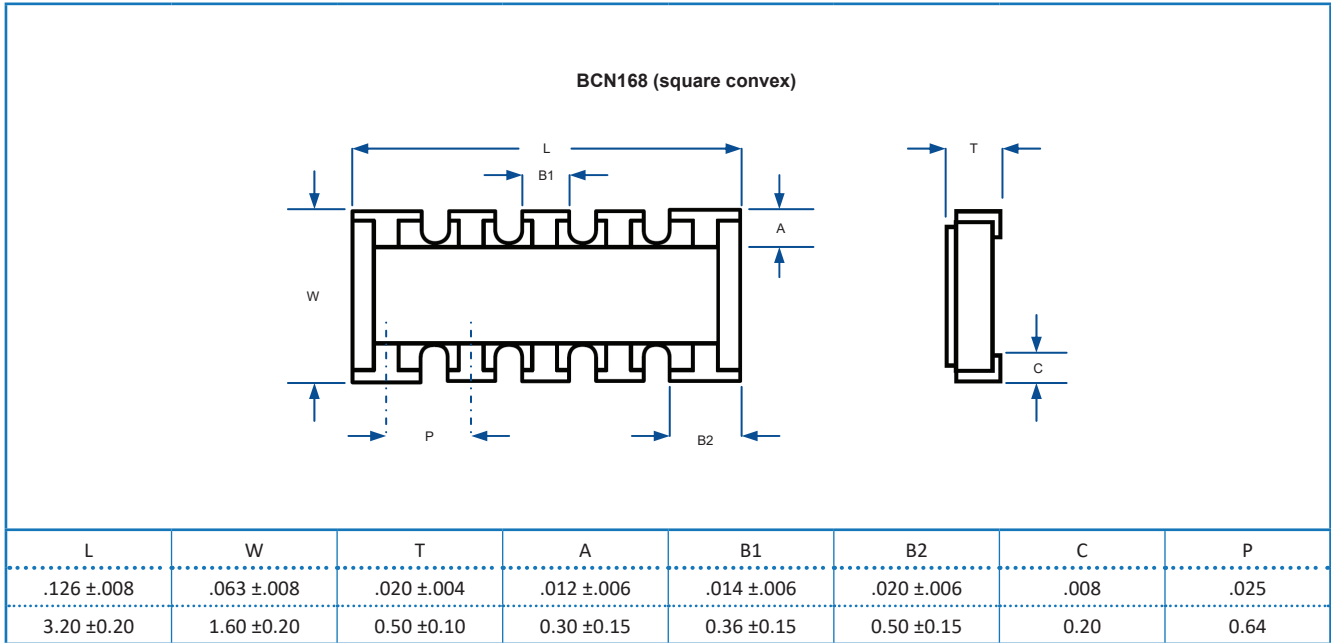
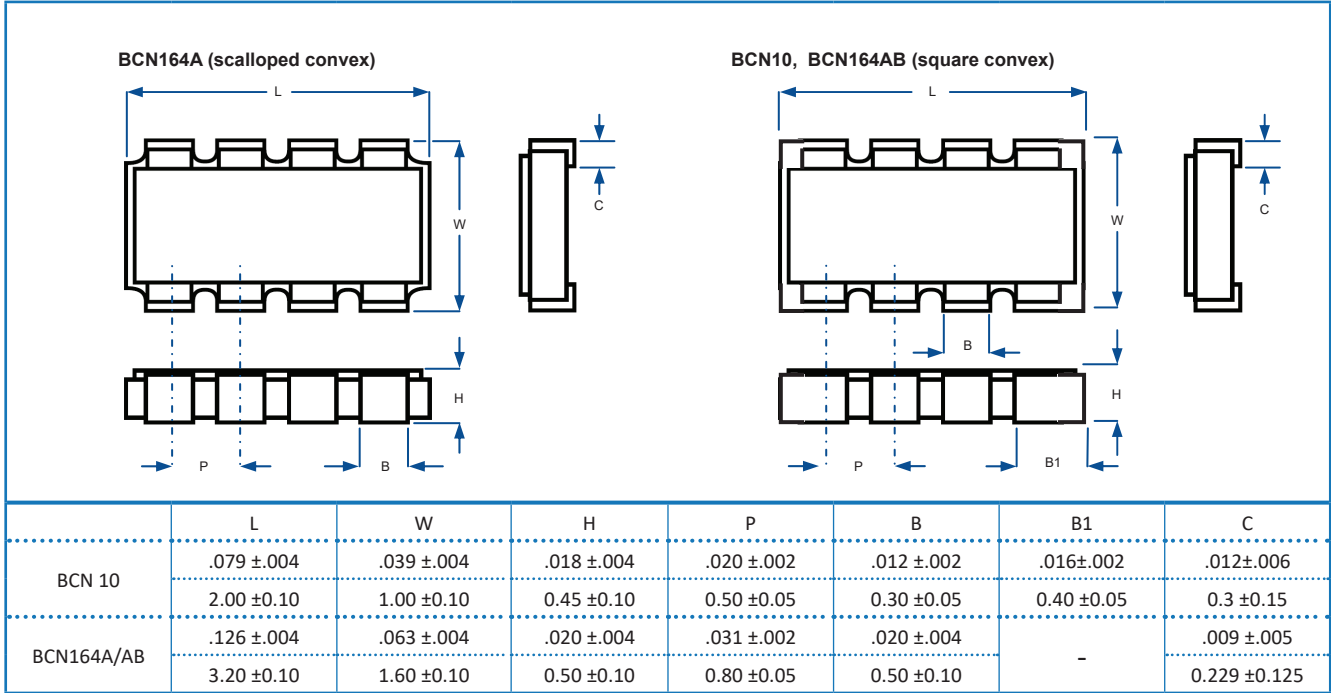
TT Electronics reserves the right to make changes in product specification without notice or liability.
All information is subject to TT Electronics' own data and is considered accurate at time of going to print.

BI Technologies IRC Welwyn

www.ttelectronics.com/resistors

BCN Series

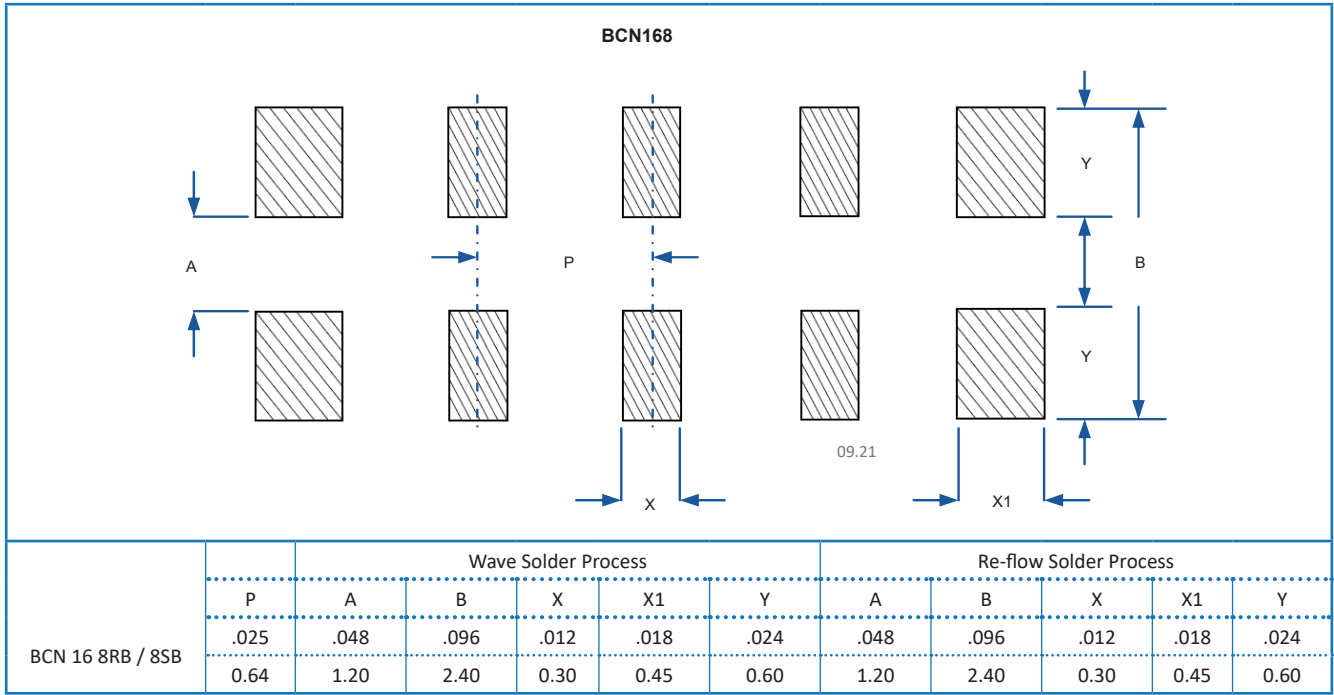
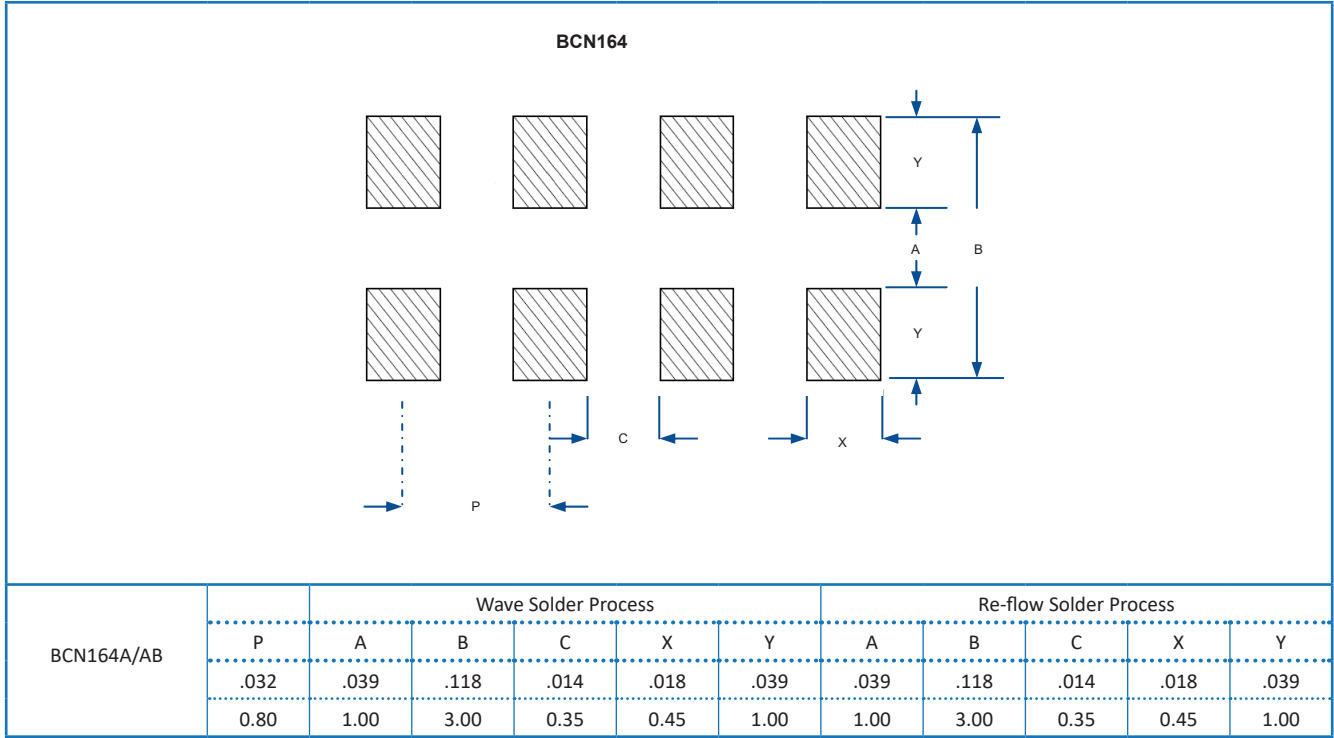
Physical Data (Inch /mm)



General Note
TT Electronics reserves the right to make changes in product specification without notice or liability.
All information is subject to TT Electronics’ own data and is considered accurate at time of going to print.

BCN Series

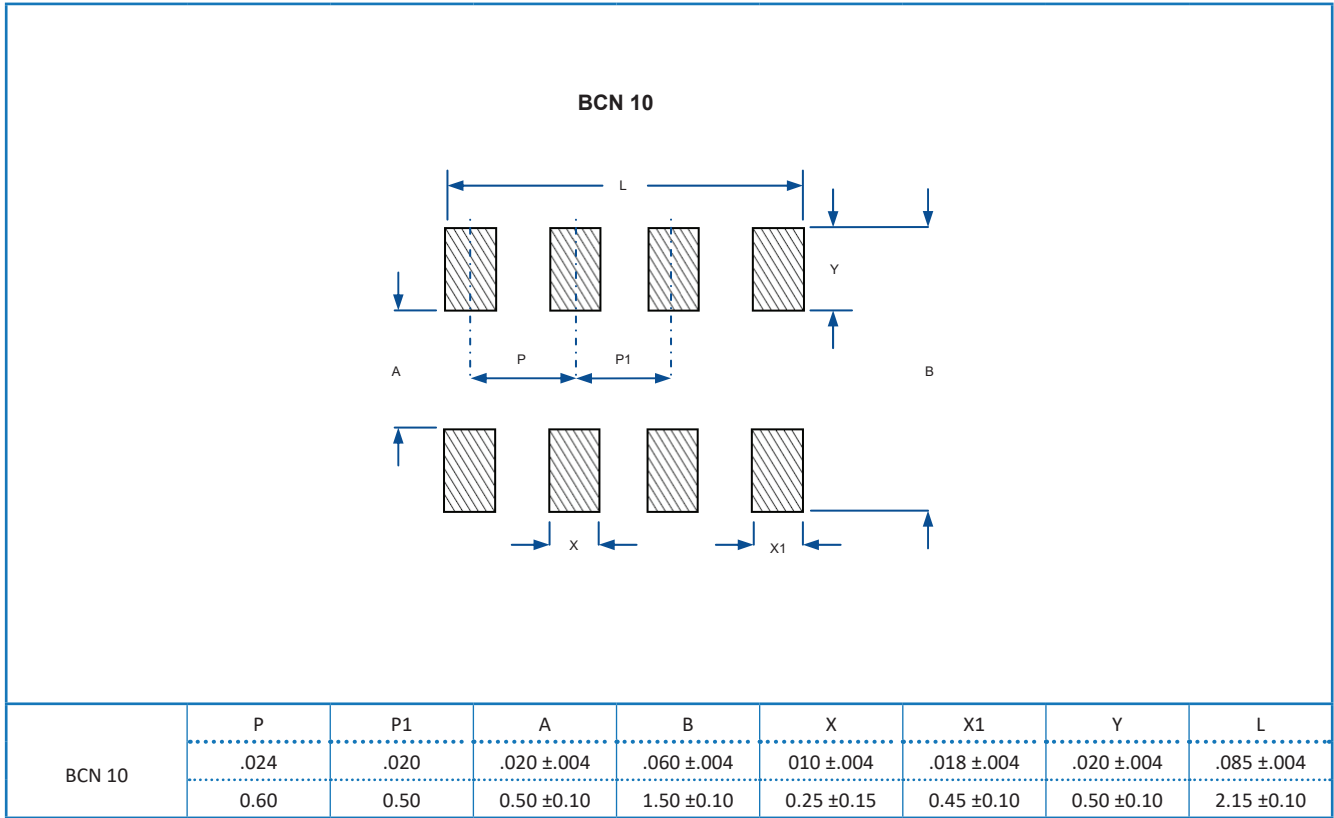
Solder pad layout (Inch / mm)



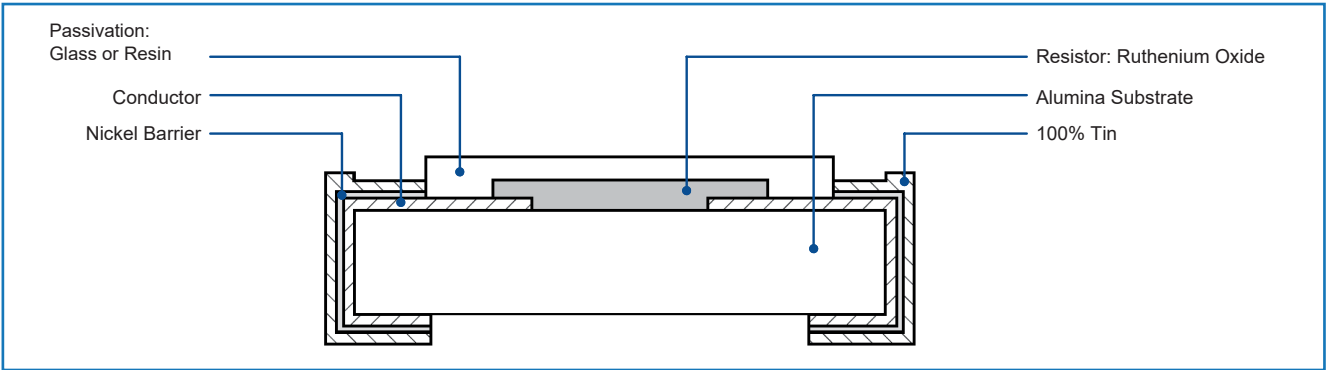
General Note
TT Electronics reserves the right to make changes in product specification without notice or liability.
All information is subject to TT Electronics' own data and is considered accurate at time of going to print.

BCN Series

Solder pad layout (Inch / mm)



Construction



Marking

BCN parts are marked with ohmic values. 2% and 5% tolerance parts are marked with three characters (e.g. 102). 1% tolerance parts may be marked with 3 or 4 characters (e.g. 102, 1001, 4991)

BCN Series

Ordering Procedure

Example: BCN164AB102J7S (BCN 1.6mm wide, 4 resistors, isolated circuit, square edge, convex terminations at 1 kilohm $\pm 5\%$, on a 7" reel, anti-sulphur construction, Pb-free).

B	C	N	1	6	4	A	B	1	0	2	J	7	S
1	2	3	4	5	6	7	8	9					

1 Series	2 Width	3 Number of Resistors	4 Circuit	5 Edge	6 Value	7 Tolerance	8 Packaging	9 Construction
BCN	10=1.0mm	4	A=Isolated	Blank=	3 digits for E24 at 2% or 5%	F= $\pm 1\%$	7=7" reel (standard)	Blank= Standard S=Anti-sulphur
	16=1.6mm	8	S=Standard bussed	Scalloped	4 digits for uniquely E96 and for all values at 1%	G= $\pm 2\%$	13=13" reel	
			R=Reverse bussed	B=Square		J= $\pm 5\%$		
						(Blank for jumper)		
					JP=Jumper			

Valid Options (1 - 5)								Valid Options (6 & 9)				Packaging Quantity & Tape (8)			
B	C	N	1	0	4	A	B	JP=Jumper, S=Anti-sulphur (5% tolerance & 7" reel only)				7=10,000/reel, 13=40,000/reel, Paper tape			
B	C	N	1	6	4	A		JP=Jumper, S=Anti-sulphur (1 or 2% tolerance & 7" reel only)				7=5000/reel, 13=20,000/reel, Paper tape			
B	C	N	1	6	4	A	B	JP=Jumper, S=Anti-sulphur (1 or 5% tolerance only)							
B	C	N	1	6	8	S	B								
B	C	N	1	6	8	R	B	S=Anti-sulphur (7" reel only)							