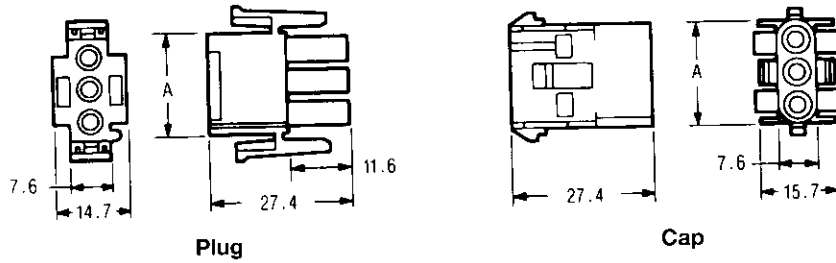


Wire to Board Connectors

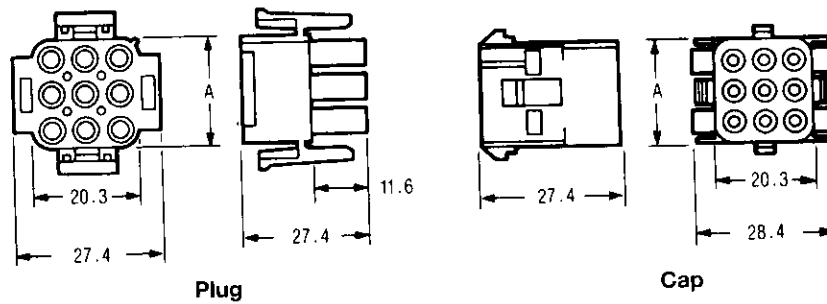
Universal MATE-N-LOK Connectors

Wire Application Side (Free Hanging and Panel Mount Applications)

2, 3, 4, 5 and 8 Circuits



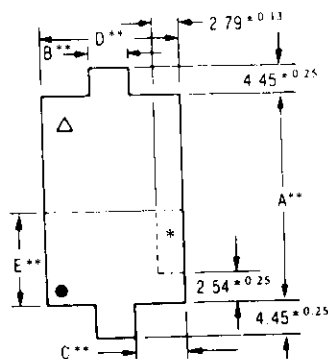
6, 9, 12 and 15 Circuits



No. of Circuit	Dim. A	Housing Part Numbers	
		Plug	Cap
2	—	1-480698-0	1-480699-0
3	20.3	1-480700-0	1-480701-0
6	14.0	1-480704-0	1-480705-0

- Notes : 1. UL94V-2 material is ivory color (NEMA colors available upon request).
 2. UL94V-0 material is white color only.
 3. Contacts are on 6.35mm centerline spacing.

Cap Housing Panel Cutout



No. of Circuits	Dimensions**				
	A	B	C	D	E
2	14.35	8.64	2.41	13.46	6.35
3	20.70	8.64	2.41	13.46	6.35
6	14.35	12.19	6.99	26.16	6.35

Notes : Recommended panel thickness —0.76~2.29mm. Panel must be punched so that housing enters panel in the same direction as the punch.

* Optional for keying housing to panel.

**Dimensional tolerances are : ±0.13 for dims. A and D; ±0.25 for dims. B, C and E.

ΔCircuit #1 location when using panel keying with 6 circuit.

●Circuit #1 location when using panel keying with 2 and 3 circuit.