

# AZ6951

## SENSITIVE SUBMINIATURE RELAY

### FEATURES

- Extremely small footprint utilizing only 0.18 square inch of PCB area
- Thin vertical profile only 0.25" wide
- 1 Form A contact with up to 5 Amp switching capability
- High sensitivity, 100 mW pickup
- Dielectric strength 3000 Vrms contact to coil
- Coils to 24 VDC
- Epoxy sealed for automatic wave soldering and cleaning
- UL/CUR File E43203



### CONTACTS

<b>Arrangement</b>	SPST- N.O. (1 Form A)
<b>Ratings</b>	Resistive load: Max. switched power: 150 W or 1250 VA Max. switched current: 5 A
<b>UL Ratings</b>	Max. switched voltage: 30 VDC or 250 VAC 5 A at 30 VDC resistive 5 A at 250 VAC resistive
<b>Material</b>	Options: Silver tin oxide Silver tin oxide with gold plating
<b>Resistance</b>	< 100 milliohms initially (6 V, 1 A, voltage drop method)

### COIL

<b>Power At Pickup Voltage (typical)</b>	100 mW
<b>Max. Continuous Dissipation</b>	550 mW at 20°C (68°F) ambient 420 mW at 40°C (104°F) ambient
<b>Temperature Rise</b>	25°C (45°F) at nominal coil voltage
<b>Temperature</b>	Max. 105°C (221°F)

### NOTES

1. All values at 20°C (68°F).
2. Relay may pull in with less than "Must Operate" value.
3. Specifications subject to change without notice.

### GENERAL DATA

<b>Life Expectancy</b> <b>Mechanical</b> <b>Electrical</b>	Minimum operations 20 million operations 1 X 10 <sup>5</sup> at 5 A, 30 VDC or 250 VAC Res.
<b>Operate Time (typical)</b>	6 ms at nominal coil voltage
<b>Release Time (typical)</b>	3 ms at nominal coil voltage (with no coil suppression)
<b>Dielectric Strength (at sea level for 1 min.)</b>	750 Vrms between open contacts 3000 Vrms contact to coil
<b>Insulation Resistance</b>	1000 megohms min. at 20°C, 500 VDC, 50% RH
<b>Dropout</b>	Greater than 10% of nominal coil voltage
<b>Ambient Temperature</b> <b>Operating</b> <b>Storage</b>	At nominal coil voltage -40°C (-40°F) to 70°C (158°F) -40°C (-40°F) to 105°C (221°F)
<b>Vibration</b>	0.062" DA at 10–55 Hz
<b>Shock</b>	10 g
<b>Enclosure</b>	P.B.T. polyester
<b>Terminals</b>	Tinned copper alloy, P.C.
<b>Max. Solder Temp.</b>	270°C (518°F)
<b>Max. Solder Time</b>	5 seconds
<b>Max. Solvent Temp.</b>	80°C (176°F)
<b>Max. Immersion Time</b>	30 seconds
<b>Weight</b>	3 grams



**AMERICAN ZETTLER, INC.**

[www.azettler.com](http://www.azettler.com)

75 COLUMBIA • ALISO VIEJO, CA 92656 • PHONE: (949) 831-5000 • FAX: (949) 831-8642 • E-MAIL: SALES@AZETTLER.COM

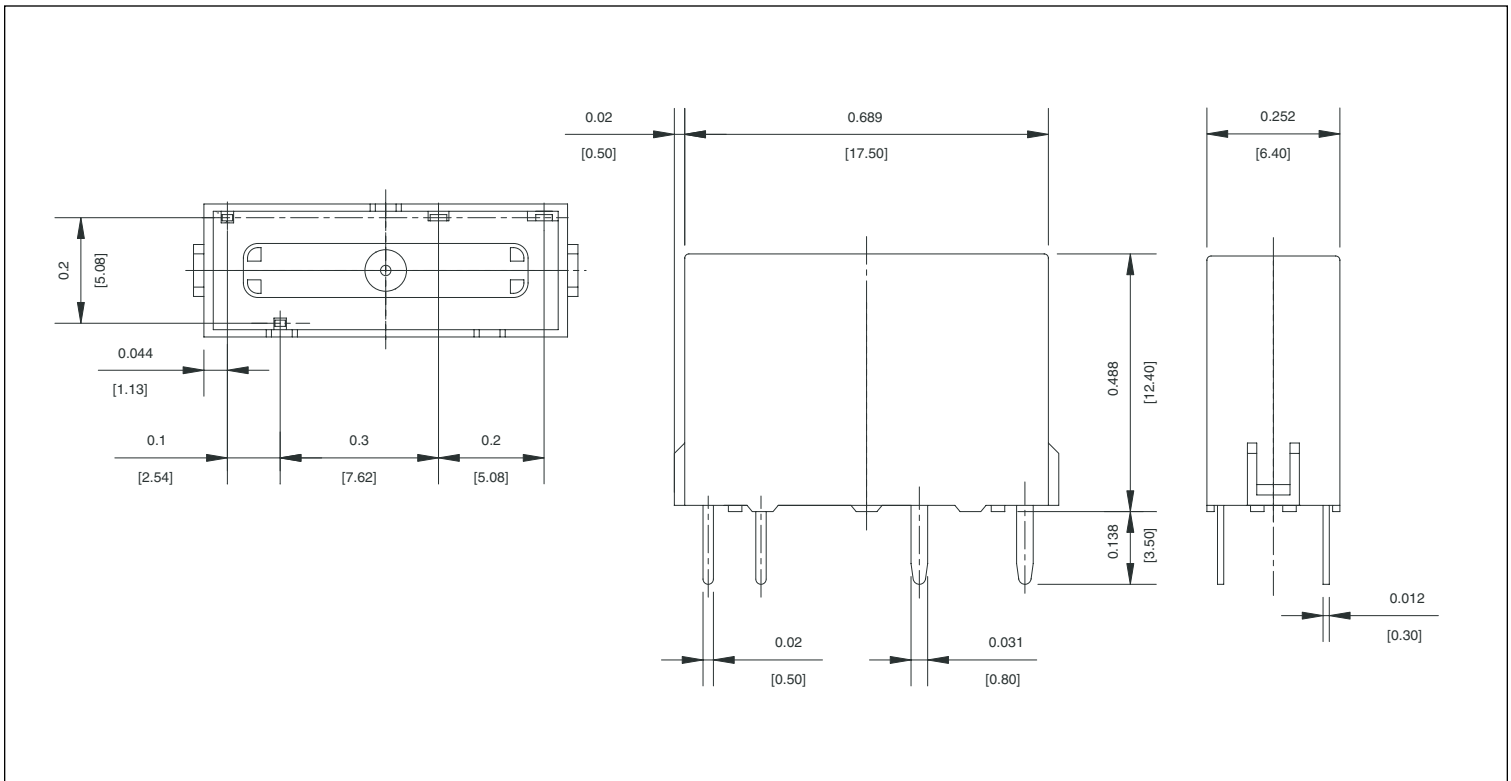
# AZ6951

## RELAY ORDERING DATA

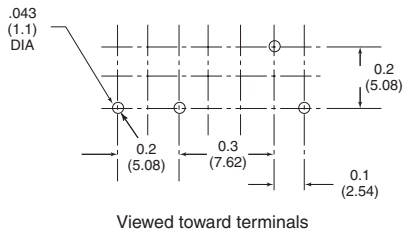
COIL SPECIFICATIONS				ORDER NUMBER*
Nominal Coil VDC	Max. Continuous VDC	Coil Resistance $\pm 10\%$	Must Operate VDC	1 Form A (SPST- N.O.)
5	6.5	125	3.5	AZ6951-5
6	7.8	180	4.2	AZ6951-6
9	11.7	405	6.3	AZ6951-9
12	15.6	720	8.4	AZ6951-12
18	23.4	1,620	12.6	AZ6951-18
24	31.2	2,880	16.8	AZ6951-24

\* Add suffix "G" for gold plated contacts

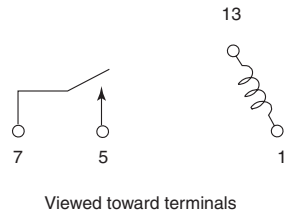
## MECHANICAL DATA



### PC BOARD LAYOUT



### WIRING DIAGRAM



Dimensions in inches with metric equivalents in parentheses. Tolerance:  $\pm .010$ "



**AMERICAN ZETTLER, INC.**

[www.azettler.com](http://www.azettler.com)

75 COLUMBIA • ALISO VIEJO, CA 92656 • PHONE: (949) 831-5000 • FAX: (949) 831-8642 • E-MAIL: SALES@AZETTLER.COM