

3M™ Chip Carrier Socket

Low Profile, 4-Row, Surfacemount

PLCC Series



- Low profile .200" maximum height
- Designed for automatic assembly
- High temperature insulator compatible with IR reflow and wave soldering
- Open frame allows visual inspection of solder joints

Date Modified: October 23, 2006

TS-1069-02
Sheet 1 of 3

Physical

Insulation

Material: Glass Filled PPS
Flammability: UL 94V-0
Color: Black, Brown

Contact

Material: Phosphor Bronze

Plating

Underplating: 50 μ " , [1.27 μ m] Nickel Minimum
Wiping Area: 150 μ " , [3.81 μ m] Tin Lead Minimum
Solder Tail Area: 200 μ " , [5.08 μ m] Tin Lead Minimum

Electrical

Contact Resistance: 20 m Ω
Insulation Resistance: 10^3 M Ω minimum
Capacitance: 1 pF

Environmental

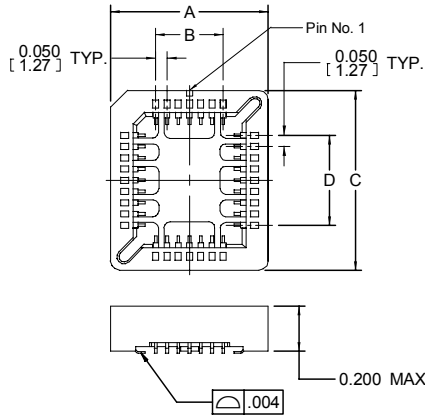
Temperature Rating: -55°C to +105°C

UL File No.: E68080

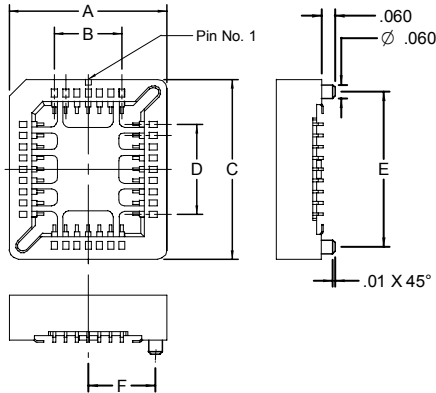
3M
Interconnect Solutions
<http://www.3M.com/interconnects/>

3M is a trademark of 3M Company.
For technical, sales or ordering information call
800-225-5373

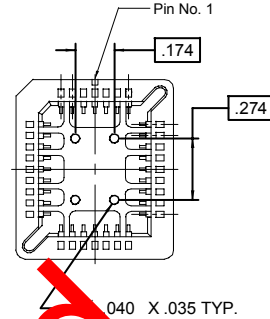
Without Location Posts



With Location Posts



**With Standoff
(32 Position Only)**



Contact Qty.	A	B	C	L	E	F
20	0.600 [15.24]	0.200 [5.08]	0.600 [15.24]	0.200 [5.08]	0.500 [12.70]	0.250 [6.35]
28	0.700 [17.78]	0.300 [7.62]	0.700 [17.78]	0.300 [7.62]	0.600 [15.24]	0.300 [7.62]
32	0.700 [17.78]	0.300 [7.62]	0.800 [20.32]	0.400 [10.16]	0.700 [17.78]	0.300 [7.62]
44	0.900 [22.86]	0.500 [12.70]	0.900 [22.86]	0.500 [12.70]	0.800 [20.32]	0.400 [10.16]
52	1.000 [25.40]	0.600 [15.24]	1.000 [25.40]	0.600 [15.24]	0.900 [22.86]	0.450 [11.43]
68	1.200 [30.48]	0.800 [20.32]	1.200 [30.48]	0.800 [20.32]	1.100 [27.94]	0.550 [13.97]
84	1.400 [35.56]	1.000 [25.40]	1.400 [35.56]	1.000 [25.40]	1.300 [33.02]	0.650 [16.51]

DISCONTINUED



Inch
[mm]

Tolerance Unless Noted		
	.0	.000
Inch	± .1	± .005

[] Dimensions for Reference only

Ordering Information

PLCC - XX XX - XX - SMT X - TT

Contact Quantity
(See Table)

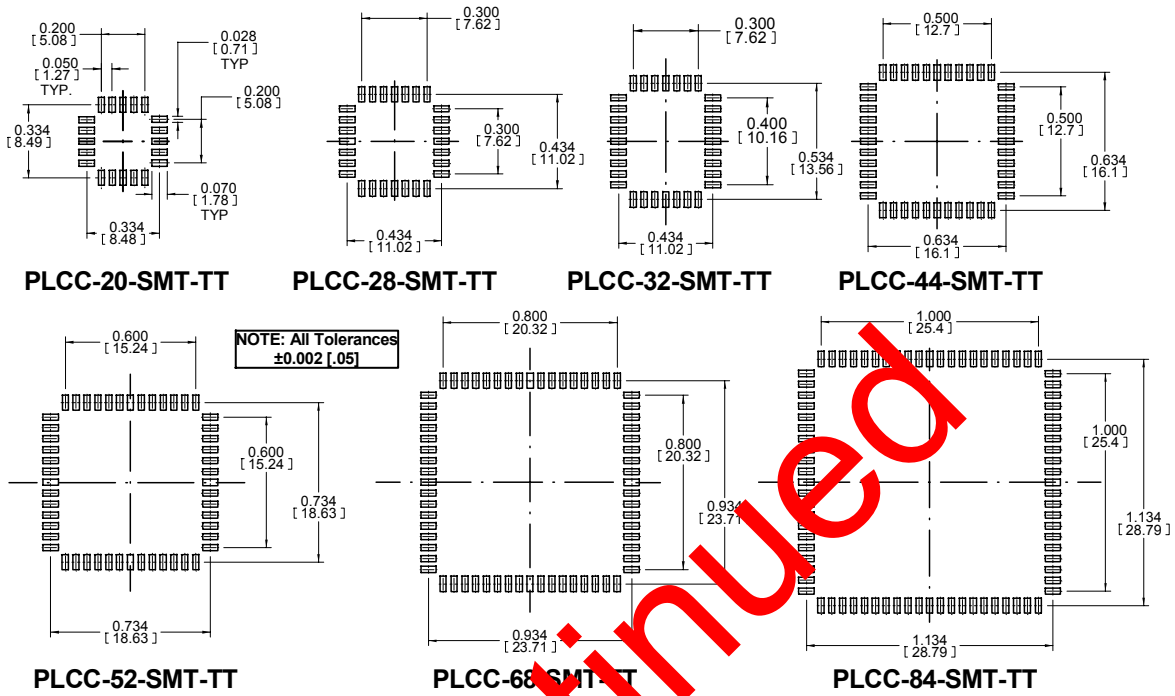
Blank = Standard Product
(Without Standoff)
LP = Optional Standoff
(32 Position Only)

Packaging:
Blank = Tube Pack
TP = Tape and Reel

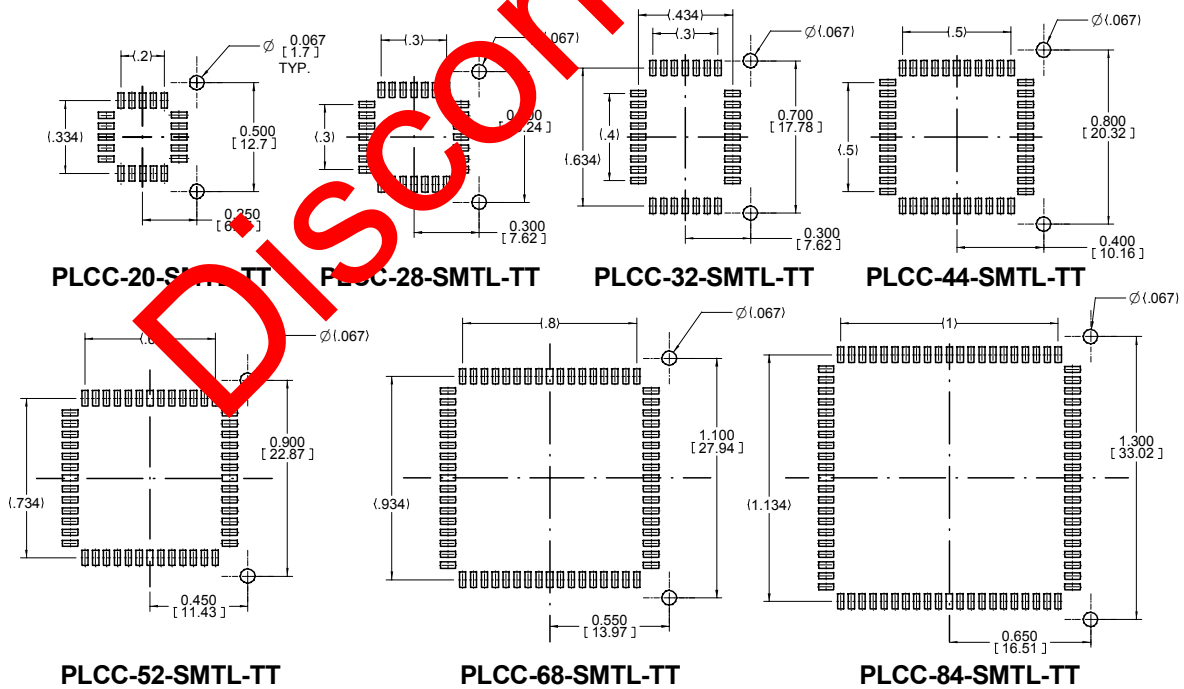
Locating Post Option
L = With Location Post
Blank = Without Location Post

TS-1069-02
Sheet 2 of 3

PLCC-XX SMT-TT Recommended Mounting Pattern



PLCC-XX SMTL-TT Recommended Mounting Pattern



Discontinued

Important Notice

All statements, technical information, and recommendations related to 3M's products are based on information believed to be reliable, but the accuracy or completeness is not guaranteed. Before using this product, you must evaluate it and determine if it is suitable for your intended application. You assume all risks and liability associated with such use. Any statements related to the product which are not contained in 3M's current publications, or any contrary statements contained on your purchase order shall have no force or effect unless expressly agreed upon, in writing, by an authorized officer of 3M.

Warranty; Limited Remedy; Limited Liability.

This product will be free from defects in material and manufacture for a period of 1 year from the date of purchase. **3M MAKES NO OTHER WARRANTIES INCLUDING, BUT NOT LIMITED TO, ANY IMPLIED WARRANTY OF MERCHANTABILITY OR FITNESS FOR A PARTICULAR PURPOSE.** If this product is defective within the warranty period stated above, your exclusive remedy shall be, at 3M's option, to replace or repair the 3M product or refund the purchase price of the 3M product. **Except where prohibited by law, 3M will not be liable for any loss or damage arising from this 3M product, whether direct, indirect, special, incidental or consequential regardless of the legal theory asserted.**



Electronic and Interconnect Solutions Division

6801 River Place Blvd.
Austin, TX 78726-9000
www.3M.com/eisd