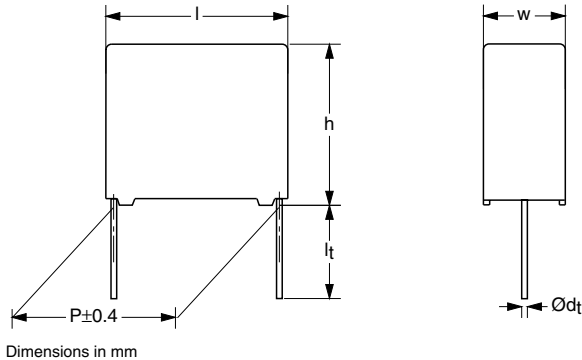


# AC and Pulse Metallized Polypropylene Film Capacitors

## MKP/MKP Radial Potted Type



### APPLICATIONS

Where steep pulses occur e.g. SMPS (switch mode power supplies). Motor control circuits. It is not advised to use these products as resonance capacitors in fly-back applications.

### MARKING

C-value; tolerance; rated voltage; manufacturer's type designation; code for dielectric material; manufacturer's emblem; code for factory of origin; year and week of manufacture

### DIELECTRIC

Polypropylene film

### ELECTRODES

Metallized film

### ENCAPSULATION

Flame retardant plastic case and epoxy resin (UL-class 94 V-0)

### CONSTRUCTION

Internal serial construction

### LEADS

Tinned wire

### CAPACITANCE RANGE (E24 SERIES)

0.002 to 0.68  $\mu$ F

### CAPACITANCE TOLERANCE

$\pm 5 \%$

### FEATURES

15 to 27.5 mm pitch. Supplied loose in box and taped on reel

Lead (Pb)-free product

RoHS-compliant product

### RATED (DC) VOLTAGE

630 V; 1000 V; 1600 V; 2000 V

### RATED (AC) VOLTAGE

300 V; 400 V; 500 V; 600 V

### RATED PEAK-TO-PEAK VOLTAGE

850 V; 1130 V; 1400 V; 1700 V

### CLIMATIC CATEGORY

55/085/56

### RATED (DC) TEMPERATURE

85 °C

### RATED (AC) TEMPERATURE

70 °C

### MAXIMUM APPLICATION TEMPERATURE

85 °C

### REFERENCE SPECIFICATIONS

IEC 60384-17

### PERFORMANCE GRADE

Grade 1 (long life)

### STABILITY GRADE

Pitch 15 mm: grade 2

Pitch 22.5 and 27.5 mm: grade 1

### DETAIL SPECIFICATION

For more detailed data and test requirements see "Type detail specification HQN-384-17/102"



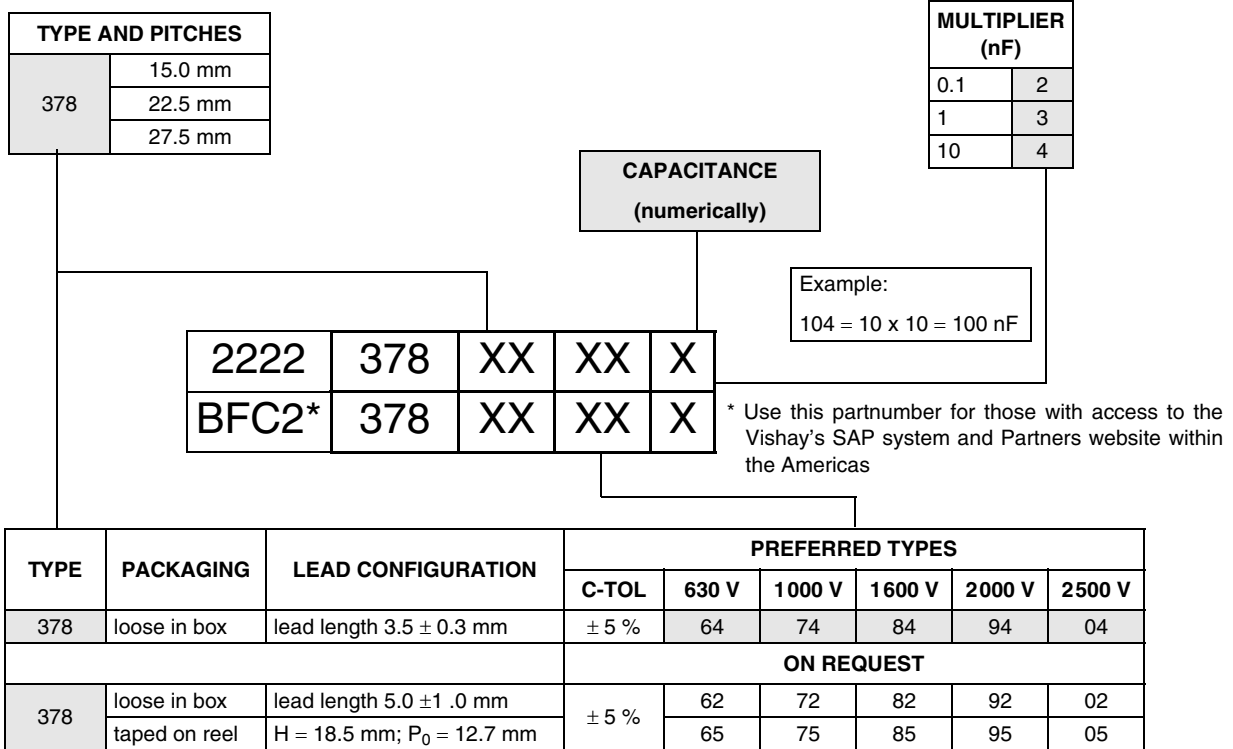
**RoHS**  
COMPLIANT

# MKP/MKP 378

Vishay BCcomponents AC and Pulse Metallized Polypropylene Film Capacitors  
MKP/MKP Radial Potted Type



## COMPOSITION OF CATAOG NUMBER



## SPECIFIC REFERENCE DATA (630 VDC)

DESCRIPTION	VALUE	
	at 10 kHz	at 100 kHz
Tangent of loss angle:		
C ≤ 0.18 μF	≤ 8 × 10 <sup>-4</sup>	≤ 15 × 10 <sup>-4</sup>
0.2 μF ≤ C ≤ 0.3 μF	≤ 10 × 10 <sup>-4</sup>	≤ 25 × 10 <sup>-4</sup>
0.33 μF ≤ C ≤ 0.39 μF	≤ 10 × 10 <sup>-4</sup>	≤ 30 × 10 <sup>-4</sup>
0.43 μF ≤ C ≤ 0.51 μF	≤ 10 × 10 <sup>-4</sup>	≤ 40 × 10 <sup>-4</sup>
C > 0.51 μF	≤ 10 × 10 <sup>-4</sup>	≤ 45 × 10 <sup>-4</sup>
Rated voltage pulse slope (dU/dt) <sub>R</sub> :		
P = 15 mm	500 V/μs	
P = 22.5 mm	370 V/μs	
P = 27.5 mm	230 V/μs (b < 15 mm)	
P = 27.5 mm	120 V/μs (b ≥ 15 mm)	
R between leads, for C ≤ 1 μF; 500 V; 1 minute	> 100000 MΩ	
R between leads and case; 500 V; 1 minute	> 100000 MΩ	
Ionization (AC)voltage (typical value) at 50 pC peak discharge	> 400 V	
Withstanding (DC) voltage (cut off current 10 mA); rise time 100 V/s	1008 V; 1 minute	
Withstanding (DC) voltage between leads and case	2840 V; 1 minute	



AC and Pulse Metallized Polypropylene Film Capacitors Vishay BCcomponents  
MKP/MKP Radial Potted Type

$U_{Rdc} = 630\text{ V}$ ;  $U_{Rac} = 300\text{ V}$ ;  $U_{p-p} = 850\text{ V}$

C ( $\mu\text{F}$ )	DIMENSIONS W × H × L (mm)	MASS (g)	CATAOG NUMBER 2222 378 ..... AND PACKAGING		
			LOOSE IN BOX		REEL
			$l_t = 3.5 \pm 0.3\text{ mm}$	ALL LEADS	SPQ
			C-tol = $\pm 5\%$	SPQ	
			LAST 5 DIGITS OF CATAOG NUMBER	SPQ	SPQ
<b>Pitch = <math>15.0 \pm 0.4\text{ mm}</math>; <math>d_t = 0.60 \pm 0.06\text{ mm}</math></b>					
0.015 0.016 0.018 0.02 0.022	5.0 × 11.0 × 17.5	1.2	64153 64163 64183 64203 64223	1000	1100
0.024 0.027 0.03 0.033	6.0 × 12.0 × 17.5	1.4	64243 64273 64303 64333	1000	900
<b>Pitch = <math>15.0 \pm 0.4\text{ mm}</math>; <math>d_t = 0.80 \pm 0.08\text{ mm}</math></b>					
0.036 0.039 0.043	7.0 × 13.5 × 17.5	1.9	64363 64393 64433	1000	800
0.047 0.051	8.5 × 15.0 × 17.5	2.6	64473 64513	1000	650
<b>Pitch = <math>22.5 \pm 0.4\text{ mm}</math>; <math>d_t = 0.80 \pm 0.08\text{ mm}</math></b>					
0.068 0.075 0.082 0.091	7.0 × 16.5 × 26.0	3.2	64683 64753 64823 64913	200	550
0.1 0.11 0.12 0.13	8.5 × 18.0 × 26.0	4.4	64104 64114 64124 64134	200	450
0.15 0.16 0.18	10.0 × 19.5 × 26.0	5.5	64154 64164 64184	200	350
<b>Pitch = <math>27.5 \pm 0.4\text{ mm}</math>; <math>d_t = 0.80 \pm 0.08\text{ mm}</math></b>					
0.2 0.22 0.24 0.27	11.0 × 21.0 × 31.0	7.8	64204 64224 64244 64274	100	
0.3 0.33 0.36 0.39	13.0 × 23.0 × 31.0	10.4	64304 64334 64364 64394	100	
0.43 0.47 0.51	15.0 × 25.0 × 31.0	12.8	64434 64474 64514	100	
0.56 0.62 0.68	18.0 × 28.0 × 31.0	17.2	64564 64624 64684	100	

# MKP/MKP 378

Vishay BCcomponents AC and Pulse Metallized Polypropylene Film Capacitors  
MKP/MKP Radial Potted Type



## SPECIFIC REFERENCE DATA (1000 VDC)

DESCRIPTION	VALUE	
Tangent of loss angle: C ≤ 0.051 μF 0.056 μF ≤ C ≤ 0.22 μF	at 10 kHz	at 100 kHz
	≤ 6 × 10 <sup>-4</sup>	≤ 15 × 10 <sup>-4</sup>
	≤ 8 × 10 <sup>-4</sup>	≤ 20 × 10 <sup>-4</sup>
Rated voltage pulse slope (dU/dt) <sub>R</sub> : P = 15 mm P = 22.5 mm P = 27.5 mm P = 27.5 mm	1300 V/μs 1200 V/μs 600 V/μs (b < 15 mm) 300 V/μs (b ≥ 15 mm)	
R between leads, for C ≤ 1 μF; 500 V; 1 minute	> 100000 MΩ	
R between leads and case; 500 V; 1 minute	> 100000 MΩ	
Ionization (AC)voltage (typical value) at 50 pC peak discharge	> 500 V	
Withstanding (DC) voltage (cut off current 10 mA); rise time 100 V/s	1600 V; 1 minute	
Withstanding (DC) voltage between leads and case	2840 V; 1 minute	

**U<sub>Rdc</sub> = 1000 V; U<sub>Rac</sub> = 400 V; U<sub>p-p</sub> = 1130 V**

C (μF)	DIMENSIONS W × H × L (mm)	MASS (g)	CATAOG NUMBER 2222 378 ..... AND PACKAGING		
			LOOSE IN BOX		REEL
			l <sub>t</sub> = 3.5 ± 0.3 mm	ALL LEADS	SPQ
			C-tol = ± 5 %	SPQ	
			LAST 5 DIGITS OF CATAOG NUMBER	SPQ	SPQ
<b>Pitch = 15.0 ± 0.4 mm; d<sub>t</sub> = 0.60 ± 0.06 mm</b>					
0.003	5.0 × 11.0 × 17.5	1.2	74302	1000	1100
0.0033			74332		
0.0036			74362		
0.0039			74392		
0.0043			74432		
0.0047			74472		
0.0051			74512		
0.0056			74562		
0.0062			74622		
0.0068			74682		
0.0075	74752				
0.0082	6.0 × 12.0 × 17.5	1.4	74822	1100	900
0.0091			74912		
0.01			74103		
0.011			74113		
<b>Pitch = 22.5 ± 0.4 mm; d<sub>t</sub> = 0.80 ± 0.08 mm</b>					
0.02	7.0 × 16.5 × 26.0	3.2	74203	200	550
0.022			74223		
0.024			74243		
0.027	8.5 × 18.0 × 26.0	4.4	74273	200	450
0.03			74303		
0.033			74333		
0.036			74363		
0.039	10.0 × 19.5 × 26.0	5.5	74393	200	350
0.043			74433		
0.047			74473		
0.051			74513		



C ( $\mu\text{F}$ )	DIMENSIONS W × H × L (mm)	MASS (g)	CATAOG NUMBER 2222 378 ..... AND PACKAGING		
			LOOSE IN BOX		REEL
			$l_t = 3.5 \pm 0.3 \text{ mm}$	ALL LEADS	SPQ
			C-tol = $\pm 5 \%$	SPQ	
			LAST 5 DIGITS OF CATAOG NUMBER	SPQ	SPQ
<b>Pitch = <math>27.5 \pm 0.4 \text{ mm}</math>; <math>d_t = 0.80 \pm 0.08 \text{ mm}</math></b>					
0.056 0.062 0.068 0.075 0.082	11.0 × 21.0 × 31.0	7.8	74563 74623 74683 74753 74823	100	
0.091 0.1 0.11	13.0 × 23.0 × 31.0	10.4	74913 74104 74114	100	
0.12 0.13 0.15	15.0 × 25.0 × 31.0	12.8	74124 74134 74154	100	
0.16 0.18 0.2 0.22	18.0 × 28.0 × 31.0	17.5	74164 74184 74204 74224	100	

**SPECIFIC REFERENCE DATA (1600 VDC)**

DESCRIPTION	VALUE	
Tangent of loss angle: C ≤ 0.022 $\mu\text{F}$ 0.024 $\mu\text{F}$ ≤ C ≤ 0.1 $\mu\text{F}$	at 10 kHz	at 100 kHz
	≤ $5 \times 10^{-4}$	≤ $10 \times 10^{-4}$
	≤ $6 \times 10^{-4}$	≤ $15 \times 10^{-4}$
Rated voltage pulse slope (dU/dt) <sub>R</sub> at 1600 V <sub>(DC)</sub> : P = 22.5 mm P = 27.5 mm P = 27.5 mm	1600 V/ $\mu\text{s}$ 900 V/ $\mu\text{s}$ (b < 15 mm) 450 V/ $\mu\text{s}$ (b ≥ 15 mm)	
R between leads, for C ≤ 1 $\mu\text{F}$ ; 500 V; 1 minute	> 100000 M $\Omega$	
R between leads and case; 500 V; 1 minute	> 100000 M $\Omega$	
Ionization (AC)voltage (typical value) at 20 pC peak discharge	> 600 V	
Withstanding (DC) voltage (cut off current 10 mA); rise time 100 V/s	2560 V; 1 minute	
Withstanding (DC) voltage between leads and case	2840 V; 1 minute	

# MKP/MKP 378

Vishay BCcomponents AC and Pulse Metallized Polypropylene Film Capacitors  
MKP/MKP Radial Potted Type



$U_{Rdc} = 1600\text{ V}$ ;  $U_{Rac} = 500\text{ V}$ ;  $U_{p-p} = 1400\text{ V}$

C ( $\mu\text{F}$ )	DIMENSIONS W × H × L (mm)	MASS (g)	CATAOG NUMBER 2222 378 ..... AND PACKAGING		
			LOOSE IN BOX		REEL
			$l_t = 3.5 \pm 0.3\text{ mm}$	ALL LEADS	SPQ
			C-tol = $\pm 5\%$	SPQ	
			LAST 5 DIGITS OF CATAOG NUMBER	SPQ	SPQ
<b>Pitch = <math>22.5 \pm 0.4\text{ mm}</math>; <math>d_t = 0.80 \pm 0.08\text{ mm}</math></b>					
0.0056	6.0 × 15.5 × 26.0	2.6	84562	300	600
0.0062			84622		
0.0068			84682		
0.0075	7.0 × 16.5 × 26.0	3.2	84752	200	550
0.0082			84822		
0.0091			84912		
0.01			84103		
0.011	8.5 × 18.0 × 26.0	4.4	84113	200	450
0.012			84123		
0.013			84133		
0.015			84153		
0.016			84163		
0.018	10.0 × 19.5 × 26.0	5.5	84183	200	350
0.02			84203		
0.022			84223		
<b>Pitch = <math>27.5 \pm 0.4\text{ mm}</math>; <math>d_t = 0.80 \pm 0.08\text{ mm}</math></b>					
0.024	11.0 × 21.0 × 31.0	7.8	84243	100	
0.027			84273		
0.03			84303		
0.033			84333		
0.036			84363		
0.039	13.0 × 23.0 × 31.0	10.4	84393	100	
0.043			84433		
0.047			84473		
0.051			84513		
0.056	15.0 × 25.0 × 31.0	12.8	84563	100	
0.062			84623		
0.068			84683		
0.075	18.0 × 28.0 × 31.0	17.2	84753	100	
0.082			84823		
0.091			84913		
0.1			84104		



**SPECIFIC REFERENCE DATA (2000 VDC)**

DESCRIPTION	VALUE	
Tangent of loss angle: C ≤ 0.051 μF	at 10 kHz	at 100 kHz
	≤ 5 × 10 <sup>-4</sup>	≤ 10 × 10 <sup>-4</sup>
Rated voltage pulse slope (dU/dt) <sub>R</sub> at 2000 V (DC): P = 22.5 mm P = 27.5 mm P = 27.5 mm	2000 V/μs 1200 V/μs (b < 15 mm) 600 V/μs (b ≥ 15 mm)	
R between leads, for C ≤ 1 μF; 500 V; 1 minute	> 100000 MΩ	
R between leads and case; 500 V; 1 minute	> 100000 MΩ	
Ionization (AC)voltage (typical value) at 20 pC peak discharge	> 600 V	
Withstanding (DC) voltage (cut off current 10 mA); rise time 100 V/s	3200 V; 1 minute	
Withstanding (DC) voltage between leads and case	2840 V; 1 minute	

**U<sub>Rdc</sub> = 2000 V; U<sub>Rac</sub> = 600 V; U<sub>p-p</sub> = 1700 V**

C (μF)	DIMENSIONS W × H × L (mm)	MASS (g)	CATAOG NUMBER 2222 378 ..... AND PACKAGING		
			LOOSE IN BOX		REEL
			l <sub>t</sub> = 3.5 ± 0.3 mm	ALL LEADS	SPQ
			C-tol = ± 5 %	SPQ	
			LAST 5 DIGITS OF CATAOG NUMBER	SPQ	SPQ
<b>Pitch = 22.5 ± 0.4 mm; d<sub>t</sub> = 0.80 ± 0.08 mm</b>					
0.0033 0.0036	6.0 × 15.5 × 26.0	2.6	94332 94362	300	600
0.0039 0.0043 0.0047 0.0051	7.0 × 16.5 × 26.0	3.2	94392 94432 94472 94512	200	550
0.0056 0.0062 0.0068 0.0075 0.0082	8.5 × 18.0 × 26.0	4.4	94562 94622 94682 94752 94822	200	450
0.0091 0.01 0.011 0.012	10.0 × 19.5 × 26.0	5.5	94912 94103 94113 94123	200	350
<b>Pitch = 27.5 ± 0.4 mm; d<sub>t</sub> = 0.80 ± 0.08 mm</b>					
0.013 0.015 0.016 0.018 0.02	11.0 × 21.0 × 31.0	7.8	94133 94153 94163 94183 94203	100	
0.022 0.024 0.027	13.0 × 23.0 × 31.0	10.4	94223 94243 94273	100	
0.030 0.033 0.036	15.0 × 25.0 × 31.0	12.8	94303 94333 94363	100	
0.039 0.043 0.047 0.051	18.0 × 28.0 × 31.0	17.5	94393 94433 94473 94513	100	

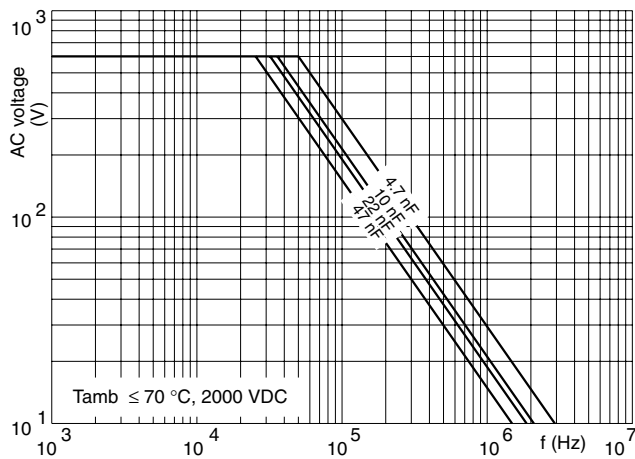
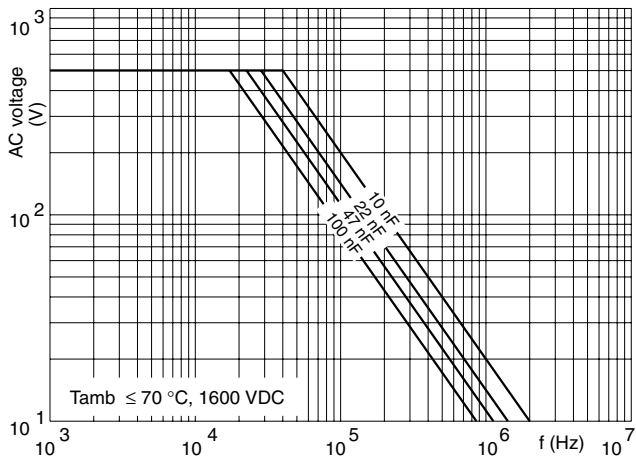
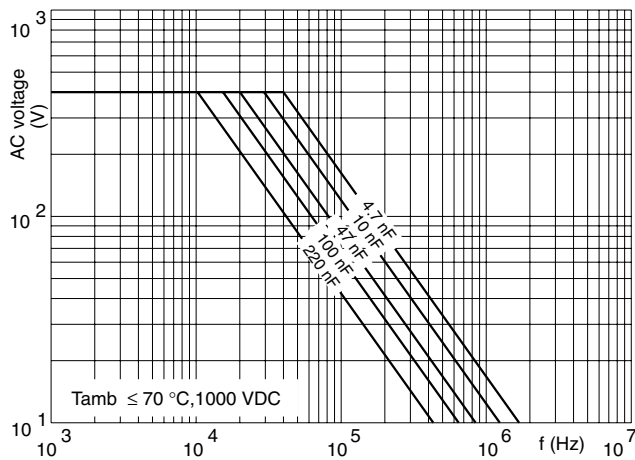
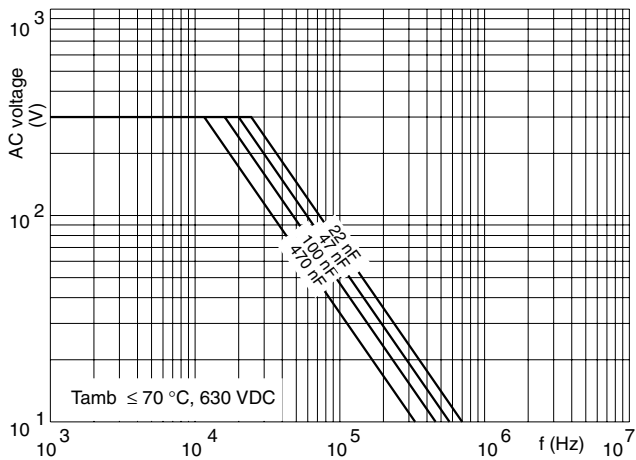
# MKP/MKP 378

Vishay BCcomponents AC and Pulse Metallized Polypropylene Film Capacitors  
MKP/MKP Radial Potted Type



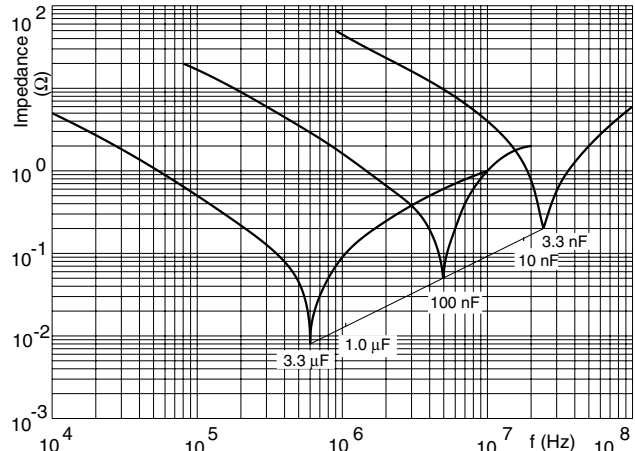
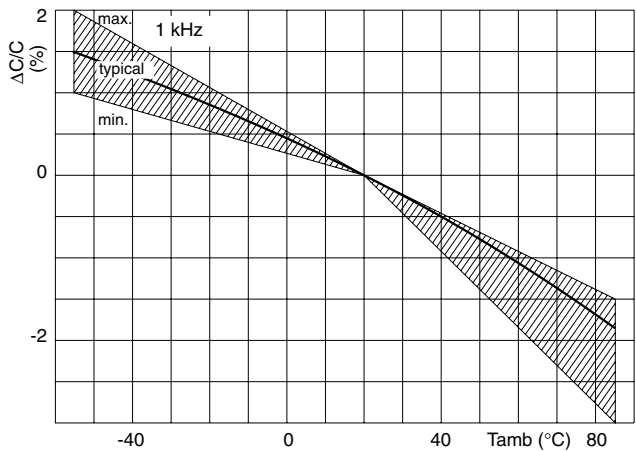
## MAXIMUM RMS VOLTAGE (SENAWE) AS A

## FUNCTION OF FREQUENCY



## CAPACITANCE

## IMPEDANCE







## Disclaimer

All product specifications and data are subject to change without notice.

Vishay Intertechnology, Inc., its affiliates, agents, and employees, and all persons acting on its or their behalf (collectively, "Vishay"), disclaim any and all liability for any errors, inaccuracies or incompleteness contained herein or in any other disclosure relating to any product.

Vishay disclaims any and all liability arising out of the use or application of any product described herein or of any information provided herein to the maximum extent permitted by law. The product specifications do not expand or otherwise modify Vishay's terms and conditions of purchase, including but not limited to the warranty expressed therein, which apply to these products.

No license, express or implied, by estoppel or otherwise, to any intellectual property rights is granted by this document or by any conduct of Vishay.

The products shown herein are not designed for use in medical, life-saving, or life-sustaining applications unless otherwise expressly indicated. Customers using or selling Vishay products not expressly indicated for use in such applications do so entirely at their own risk and agree to fully indemnify Vishay for any damages arising or resulting from such use or sale. Please contact authorized Vishay personnel to obtain written terms and conditions regarding products designed for such applications.

Product names and markings noted herein may be trademarks of their respective owners.