



# Chip Inductors - 0805CS Series (2012)

- Exceptional Q values, even at high frequencies
- Tight tolerances – 2% for most; 1% for some values
- Wirewound construction provides the highest SRFs in 0805 size

Part number <sup>1</sup>	Inductance <sup>2</sup> (nH)	Percent tolerance <sup>3</sup>	Q min <sup>4</sup>	SRF typ <sup>5</sup> (MHz)	DCR max <sup>6</sup> (Ohms)	Irms <sup>7</sup> (mA)	Color code
0805CS-020XJL_	2.8 @ 250 MHz	<b>5</b>	80 @ 1500 MHz	12200	0.06	800	Gray
0805CS-3N0XJL_	3.0 @ 250 MHz	<b>5</b>	65 @ 1500 MHz	12200	0.06	800	White
0805CS-030XJL_	3.3 @ 250 MHz	<b>5</b>	50 @ 1500 MHz	12200	0.08	600	Black
0805CS-050XJL_	5.6 @ 250 MHz	<b>5</b>	65 @ 1000 MHz	5900	0.08	600	Orange
0805CS-060XJL_	6.8 @ 250 MHz	<b>5</b>	50 @ 1000 MHz	5600	0.11	600	Brown
0805CS-070XJL_	7.5 @ 250 MHz	<b>5</b>	50 @ 1000 MHz	4800	0.14	600	Green
0805CS-080X_L_	8.2 @ 250 MHz	<b>5,2</b>	50 @ 1000 MHz	4400	0.12	600	Red
0805CS-100X_L_	10 @ 250 MHz	<b>5,2</b>	60 @ 500 MHz	4300	0.10	600	Blue
0805CS-120X_L_	12 @ 250 MHz	<b>5,2</b>	50 @ 500 MHz	4000	0.15	600	Orange
0805CS-150X_L_	15 @ 250 MHz	<b>5,2</b>	50 @ 500 MHz	3200	0.17	600	Yellow
0805CS-180X_L_	18 @ 250 MHz	<b>5,2</b>	50 @ 500 MHz	3100	0.20	600	Green
0805CS-220X_L_	22 @ 250 MHz	<b>5,2</b>	55 @ 500 MHz	2600	0.22	500	Blue
0805CS-240X_L_	24 @ 250 MHz	<b>5,2</b>	50 @ 500 MHz	2400	0.22	500	Gray
0805CS-270X_L_	27 @ 250 MHz	<b>5,2</b>	55 @ 500 MHz	2580	0.25	500	Violet
0805CS-330X_L_	33 @ 250 MHz	<b>5,2,1</b>	60 @ 500 MHz	2150	0.27	500	Gray
0805CS-360X_L_	36 @ 250 MHz	<b>5,2,1</b>	55 @ 500 MHz	1900	0.27	500	Orange
0805CS-390X_L_	39 @ 250 MHz	<b>5,2,1</b>	60 @ 500 MHz	2000	0.29	500	White
0805CS-430X_L_	43 @ 200 MHz	<b>5,2,1</b>	60 @ 500 MHz	1800	0.34	500	Yellow
0805CS-470X_L_	47 @ 200 MHz	<b>5,2,1</b>	60 @ 500 MHz	1700	0.31	500	Black
0805CS-560X_L_	56 @ 200 MHz	<b>5,2,1</b>	60 @ 500 MHz	1600	0.34	500	Brown
0805CS-680X_L_	68 @ 200 MHz	<b>5,2,1</b>	60 @ 500 MHz	1500	0.38	500	Red
0805CS-820X_L_	82 @ 150 MHz	<b>5,2,1</b>	65 @ 500 MHz	1330	0.42	400	Orange
0805CS-910X_L_	91 @ 150 MHz	<b>5,2,1</b>	65 @ 500 MHz	1330	0.48	400	Black
0805CS-101X_L_	100 @ 150 MHz	<b>5,2,1</b>	65 @ 500 MHz	1250	0.46	400	Yellow
0805CS-111X_L_	110 @ 150 MHz	<b>5,2</b>	50 @ 250 MHz	1100	0.48	400	Brown
0805CS-121X_L_	120 @ 150 MHz	<b>5,2,1</b>	50 @ 250 MHz	1100	0.51	400	Green
0805CS-151X_L_	150 @ 100 MHz	<b>5,2,1</b>	50 @ 250 MHz	920	0.56	400	Blue
0805CS-181X_L_	180 @ 100 MHz	<b>5,2,1</b>	50 @ 250 MHz	920	0.64	400	Violet
0805CS-221X_L_	220 @ 100 MHz	<b>5,2</b>	50 @ 250 MHz	820	0.70	400	Gray
0805CS-241X_L_	240 @ 100 MHz	<b>5,2</b>	44 @ 250 MHz	770	1.00	350	Red
0805CS-271X_L_	270 @ 100 MHz	<b>5,2</b>	48 @ 250 MHz	730	1.00	350	White
0805CS-331X_L_	330 @ 100 MHz	<b>5,2</b>	48 @ 250 MHz	650	1.40	310	Black
0805CS-391X_L_	390 @ 100 MHz	<b>5,2</b>	48 @ 250 MHz	600	1.50	290	Brown
0805CS-471X_L_	470 @ 50 MHz	<b>5,2</b>	33 @ 100 MHz	375	1.76	250	Violet
0805CS-561X_L_	560 @ 25 MHz	<b>5,2</b>	23 @ 50 MHz	330	1.90	230	Orange
0805CS-681X_L_	680 @ 25 MHz	<b>5,2</b>	23 @ 50 MHz	310	2.20	190	Green
0805CS-821X_L_	820 @ 25 MHz	<b>5,2</b>	23 @ 50 MHz	310	2.35	180	Blue

1. When ordering, specify **tolerance, termination and packaging** codes:

**0805CS-821X G L C**

- Tolerance:** F = 1% G = 2% J = 5%  
(Table shows stock tolerances in bold.)
- Termination:** L = RoHS compliant silver-palladium-platinum-glass frit.  
Special order: T = RoHS tin-silver-copper (95.5/4/0.5) or S = non-RoHS tin-lead (63/37).
- Packaging:** C = 7" machine-ready reel. EIA-481 embossed plastic tape (2000 parts per full reel).  
B = Less than full reel. In tape, but not machine ready. To have a leader and trailer added (\$25 charge), use code letter C instead.  
D = 13" machine-ready reel. EIA-481 embossed plastic tape. Factory order only, not stocked (7500 parts per full reel).

2. Inductance measured using a Coilcraft SMD-A fixture in an Agilent/HP 4286A impedance analyzer with Coilcraft-provided correlation pieces.
3. Tolerances in bold are stocked for immediate shipment.
4. Q measured using an Agilent/HP 4291A with an Agilent/HP 16193 test fixture.
5. SRF measured using an Agilent/HP 8720D network analyzer and a Coilcraft SMD-D test fixture.
6. DCR measured on a Cambridge Technology micro-ohmmeter and a Coilcraft CCF858 test fixture.
7. Current that causes a 15°C temperature rise from 25°C ambient.
8. Electrical specifications at 25°C.  
Refer to Doc 362 "Soldering Surface Mount Components" before soldering.

**Coilcraft**<sup>®</sup>

Specifications subject to change without notice.  
Please check our website for latest information.

Document 100-1 Revised 10/06/08

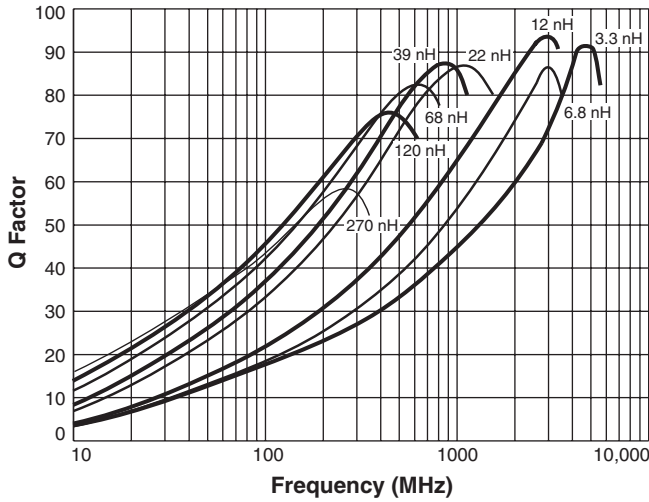
1102 Silver Lake Road Cary, Illinois 60013 Phone 847/639-6400 Fax 847/639-1469

E-mail [info@coilcraft.com](mailto:info@coilcraft.com) Web <http://www.coilcraft.com>

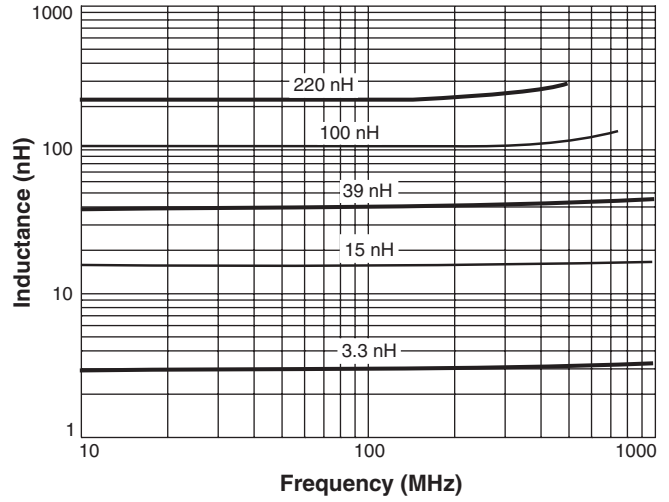


# 0805CS Series (2012)

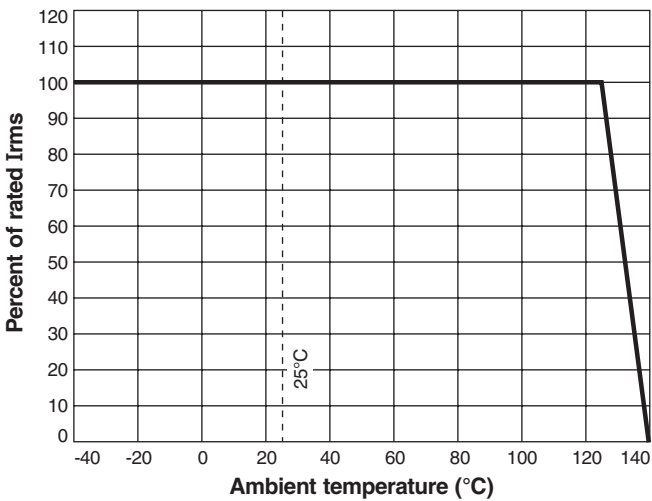
## Typical Q vs Frequency



## Typical L vs Frequency



## Irms Derating



**Designer's Kit C303** contains 10 of each 5% part  
**Designer's Kit C303-2** contains 10 of each 2% part

**Core material** Ceramic

**Terminations** RoHS compliant silver-palladium-platinum-glass frit. Other terminations available at additional cost.

**Weight** 10.2 – 11.6 mg

**Ambient temperature** -40°C to +125°C with Irms current, +125°C to +140°C with derated current

**Storage temperature** Component: -40°C to +140°C.  
 Packaging: -40°C to +80°C

**Resistance to soldering heat** Max three 40 second reflows at +260°C, parts cooled to room temperature between cycles

**Temperature Coefficient of Inductance (TCL)** +100 to +250 ppm/°C

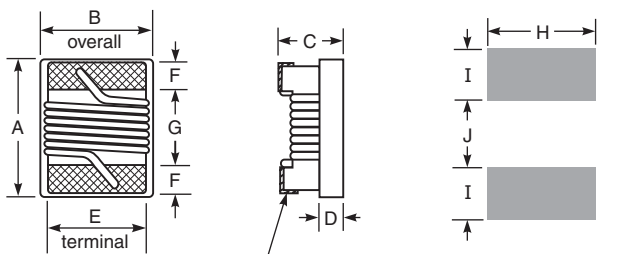
**Moisture Sensitivity Level (MSL)** 1 (unlimited floor life at <30°C / 85% relative humidity)

**Failures in Time (FIT) / Mean Time Between Failures (MTBF)**

One per billion hours / one billion hours, calculated per Telcordia SR-332

**Packaging** 2000 per 7" reel; 7500 per 13" reel. Plastic tape: 8 mm wide, 0.23 mm thick, 4 mm pocket spacing, 1.65 mm pocket depth

**PCB washing** Only pure water or alcohol recommended



Terminal wraparound:  
 approx 0.015/0,38 both ends

**Recommended Land Pattern**

A	B	C	D	E	F	G	H	I	J
max	max	max	ref						
0.090	0.068	0.060	0.020	0.050	0.020	0.040	0.070	0.040	0.030
2,29	1,73	1,52	0,51	1,27	0,51	1,02	1,78	1,02	0,76

**COILCRAFT** ACCURATE  
**PRECISION** REPEATABLE  
 MEASUREMENTS  
 SEE INDEX **TEST FIXTURES**



Specifications subject to change without notice.  
 Please check our website for latest information.

Document 100-2 Revised 10/06/08

1102 Silver Lake Road Cary, Illinois 60013 Phone 847/639-6400 Fax 847/639-1469

E-mail info@coilcraft.com Web http://www.coilcraft.com